

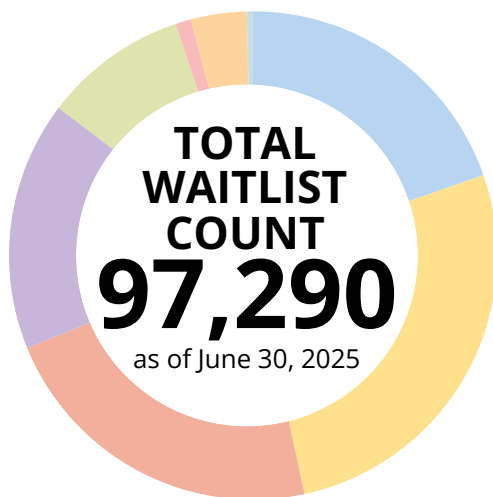


SACRAMENTO HOUSING AND REDEVELOPMENT AGENCY

June 2025

HOUSING CHOICE VOUCHER PROGRAM MONTHLY REPORT

WAITLIST COUNT



19,208	Saybrook
26,336	City Project-Based
21,675	County Project-Based
16,153	Mirasol Village
9,313	Phoenix Park
1,000	Project-Based Elderly
3,605	Housing Choice Vouchers
0	7th & H Street

PAYMENTS*

Month	# of Landlords Paid	Rent Subsidies Paid
January	3,711	\$18,985,796
February	3,697	\$19,091,876
March	3,687	\$19,430,927
April	3,683	\$19,740,192
May	3,680	\$19,810,911
June	3,677	\$19,650,053
July		
August		
September		
October		
November		
December		

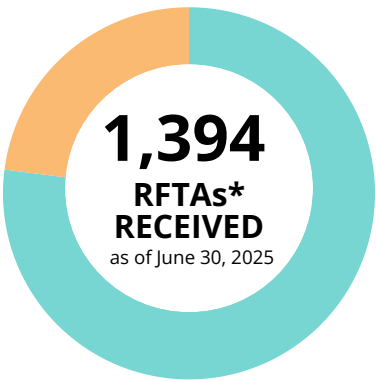
**TOTAL RENT SUBSIDIES PAID
(YEAR-TO-DATE)**

\$116,709,755

as of June 30, 2025

*The Payments section includes all
of the following Programs:
HCV, SPC, EHV, and Mainstream

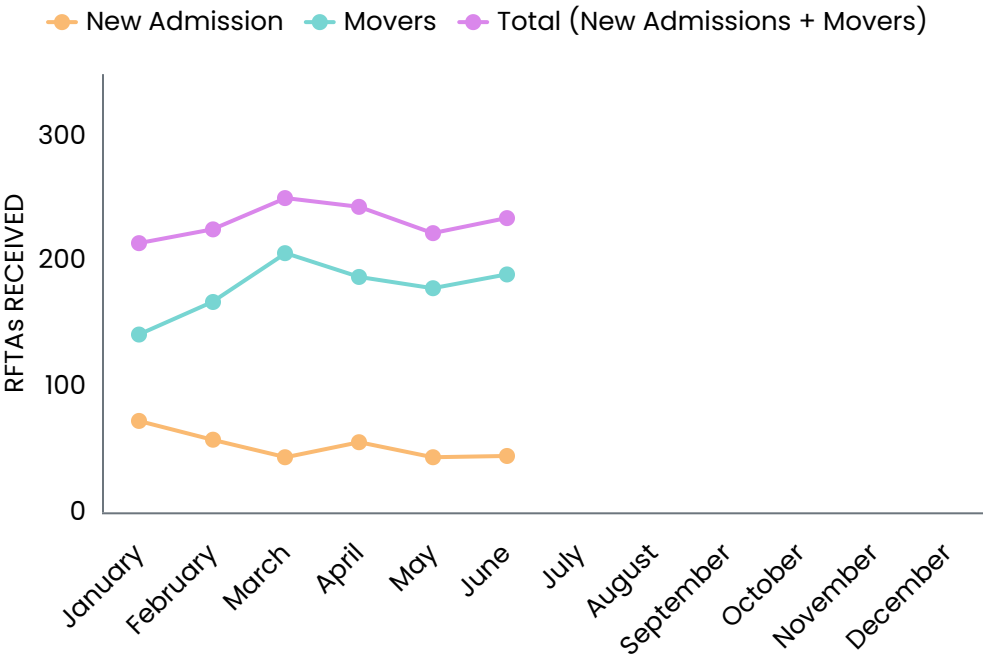
RFTAs* RECEIVED YTD



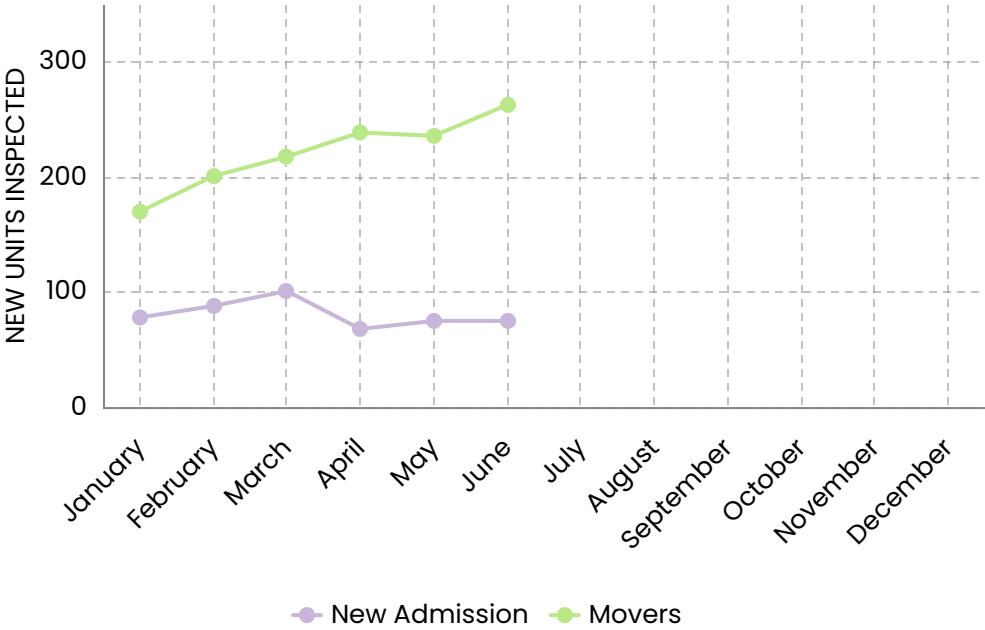
#	RFTA's
1,074	Movers
320	New Admissions

About 70% of the RFTAs received are for program participants who are moving, the other 30% are for households new to the program.

*a Request for Tenancy Approval (RFTA) is the HUD document a landlord and tenant sign requesting the tenant's voucher to pay for the landlord's unit



INSPECTIONS YTD



#	Inspections
1,252	Movers
485	New Admissions

An average of 290 inspections are completed a month for new admissions and movers.

Additionally, an average of 955 annual inspections have been completed each month.