

X Street Navigation Center

Monthly Report - April 2025

Opened September 21st, 2021

City of
SACRAMENTO



A D M I T T E D

Admitted Guests: April

27

Admitted Guests: Program Total

1,398

Recap

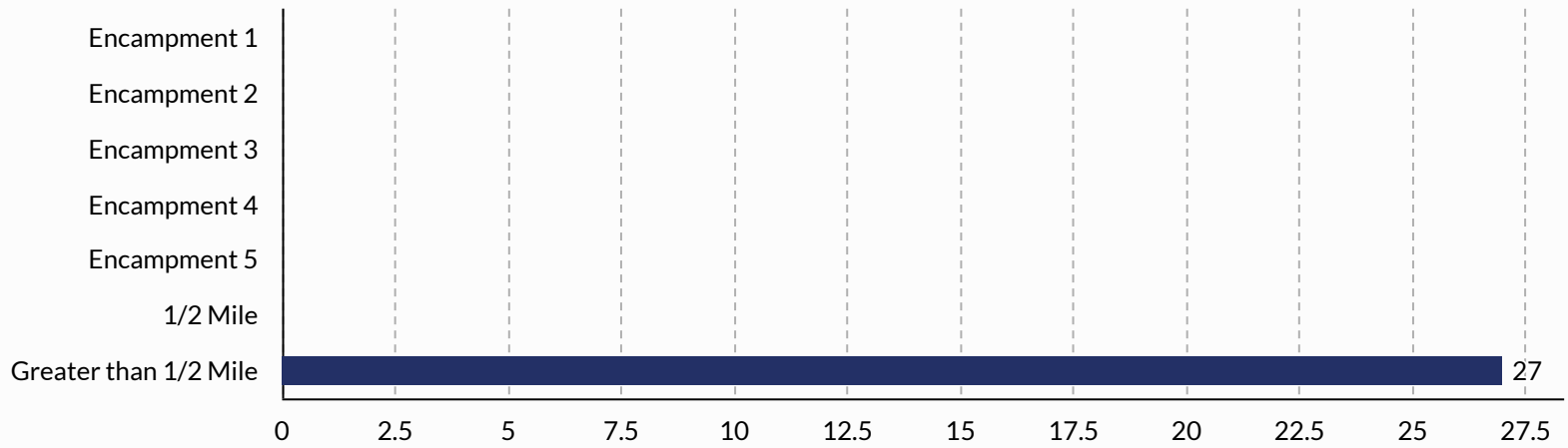
April

- 27 people admitted
- 22 people exited
- 100 occupancy as of 4/30/25

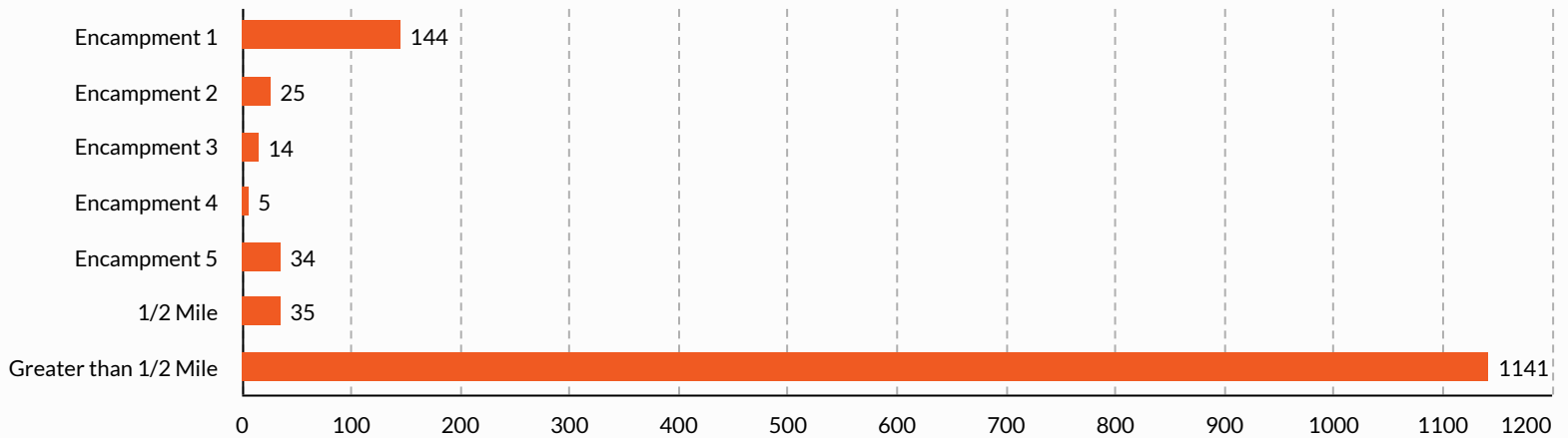
Program Total

- 1,398 people admitted
- 1,298 people exited

Admitted Encampments: April



Admitted Encampments: Program Total



Admitted From Encampments:

Refers to the different parts of the city where Guests were found living prior to entry into the shelter.

Defined Terms

Encampment 1

Located near X Street and Alhambra.

Encampment 2

Located near 26th and X Street.

Encampment 3

Located near W Street and Alhambra.

Encampment 4

Located near 30th and T Street.

Encampment 5

Located near Broadway and Alhambra.

1/2 Mile

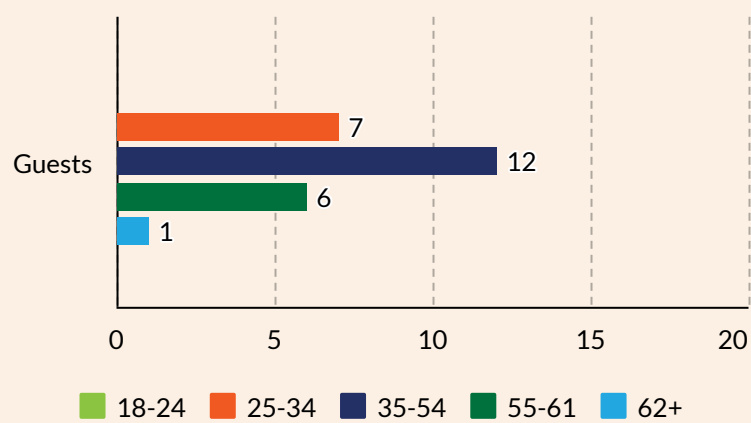
The guests previously lived in an uninhabitable area less than 1/2 mile outside of the shelter.

Greater than 1/2 Mile

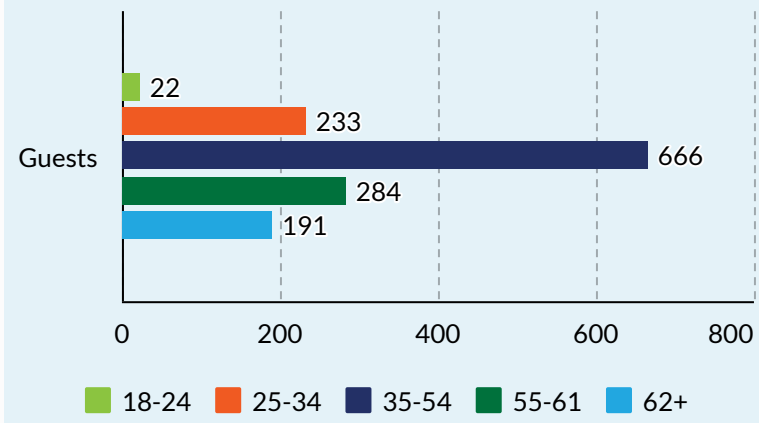
The guests previously lived in an uninhabitable area 1 mile or greater outside of the shelter.

A G E

Admitted Ages: April

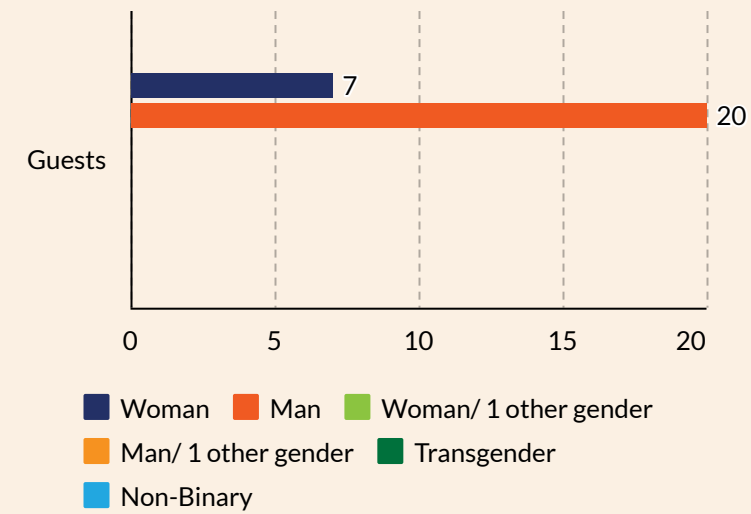


Admitted Ages: Program Total

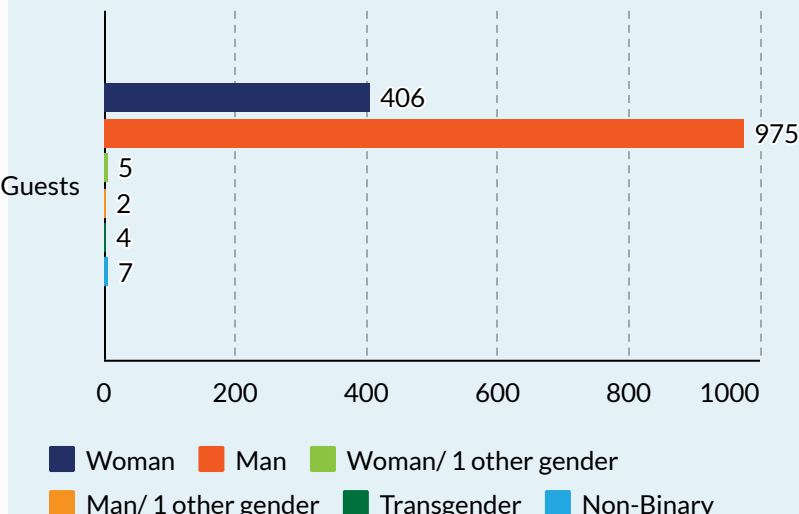


G E N D E R

Admitted Genders: April



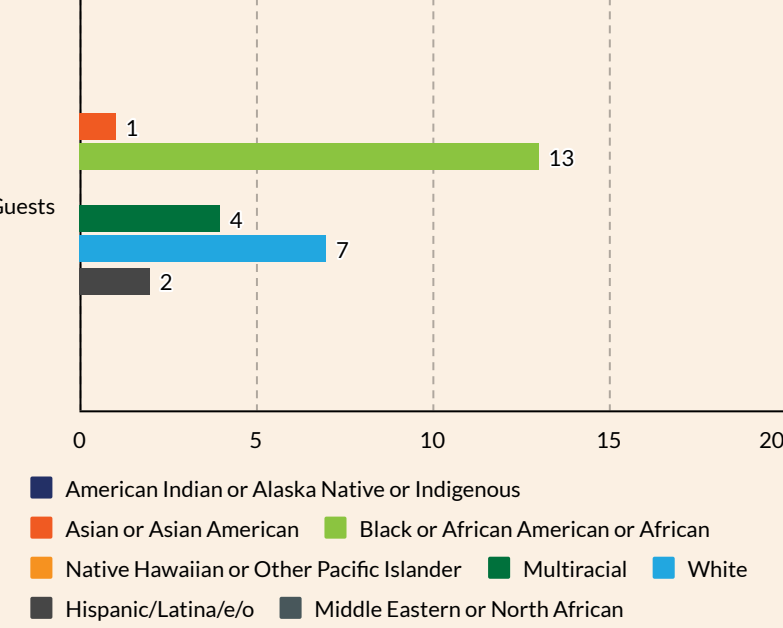
Admitted Genders: Program Total



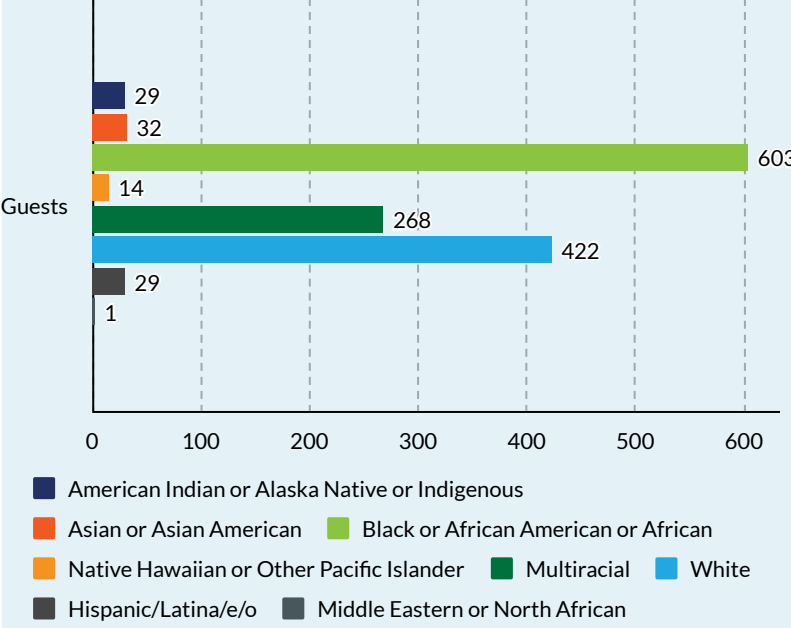
Guests can re-classify their gender at anytime. Only categories with reported data are listed. The Homeless Management Information System that is used as our database has undergone updates, which has affected the names of the gender categories.

R A C E

Admitted Races: April



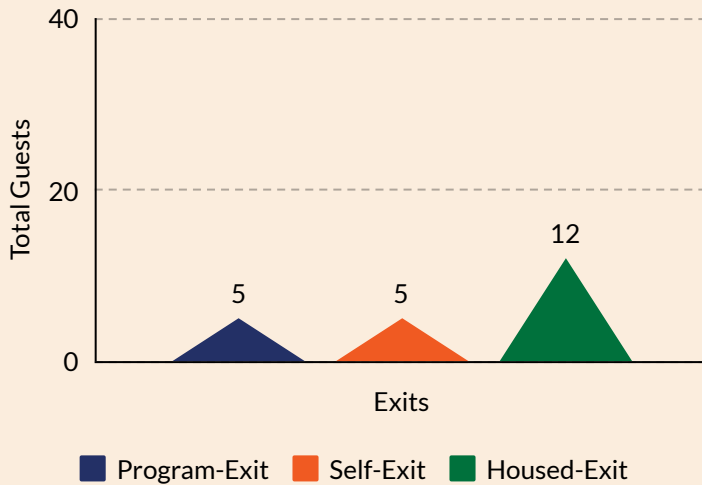
Admitted Races: Program Total



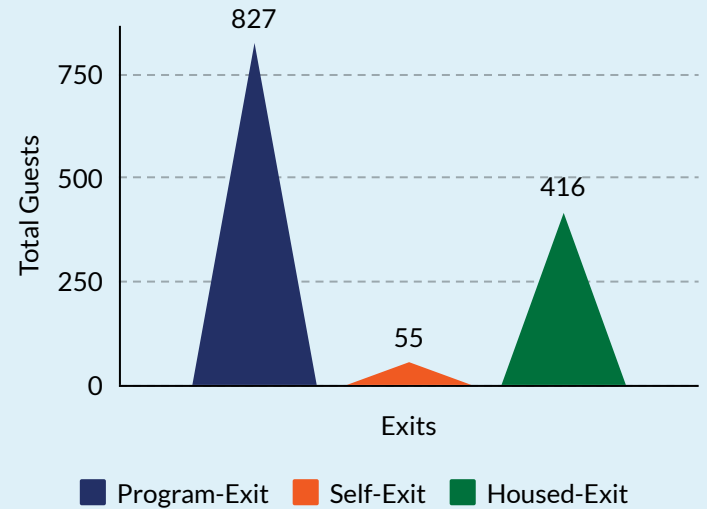
Guests can re-classify their race at anytime. Only categories with reported data are listed.

EXITS

Exits: April



Exits: Program Total



Exits Defined

Program-Exit:

Exit based on noncompliance of program rules.

Self-Exit:

Exit based on the Guest leaving the program of their own choice.

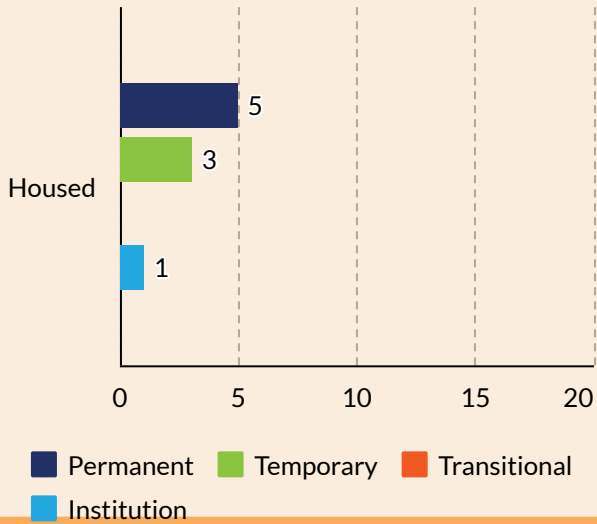
Housed-Exit:

Exit based on the Guest leaving the program to Permanent, Transitional, Temporary Housing or to an Institution.

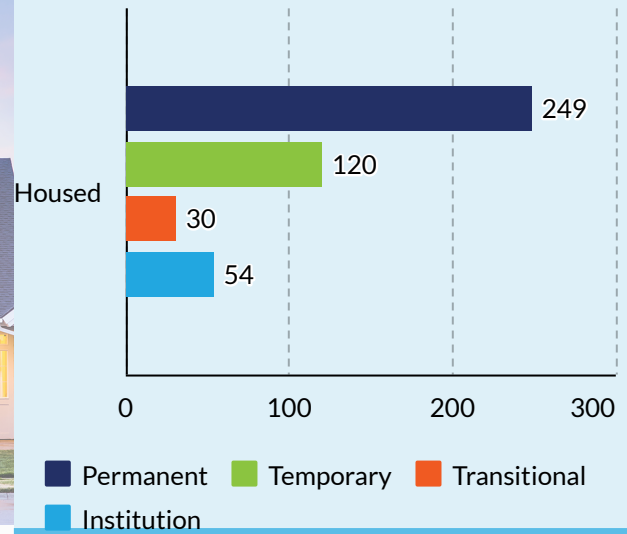
The type of exit does not dictate the destination.

HOUSED

Housed Guests: April



Housed Guests: Program Total



Housing Terms Defined

Permanent Housing:

The guest must be the tenant on a lease (or sublease) for an initial term of at least one year that is renewable and is terminable only for cause.

Temporary Housing:

The guest declares they are living on a temporary basis with family or friends.

Transitional Housing:

The guest lives in housing for a defined time period and may include supportive services.

Institution:

The guest lives in:

- Foster Care Home or Foster Care Group Home
- Psychiatric Hospital or other Psychiatric Facility
- Substance Abuse Treatment Facility or Detox Center
- Hospital or Residential Non-Psychiatric Medical Facility
- Jail, Prison or Juvenile Detention Facility
- Residential Project or Halfway House with no homeless criteria
- Long-term Care Facility or Nursing Home

S E R V I C E S R E C E I V E D

Guest Bed Nights: April



2,595

An infographic consisting of a large orange circle with a dark brown center. The number '2,595' is written in a bold, lime green font across the center of the circle. The entire graphic is set against a light orange background with a thin orange horizontal line at the bottom.

Guest Bed Nights: Program Total



110,974

An infographic consisting of a large orange circle with a dark blue center. The number '110,974' is written in a bold, lime green font across the center of the circle. The entire graphic is set against a light blue background with a thin blue horizontal line at the bottom.

Guest Meals: April



20,127

An infographic consisting of a large orange circle with a dark brown center. The number '20,127' is written in a bold, lime green font across the center of the circle. The entire graphic is set against a light orange background with a thin orange horizontal line at the bottom.

Guest Meals: Program Total



621,988

An infographic consisting of a large orange circle with a dark blue center. The number '621,988' is written in a bold, lime green font across the center of the circle. The entire graphic is set against a light blue background with a thin blue horizontal line at the bottom.

ADMITTED ANIMALS

Admitted Pets: February



Admitted Pets: Program Total



All Reports are accessible on the SHRA.org website, under Find Housing-
Emergency Housing and Homeless Resources- X Street Navigation Center:
<https://www.shra.org/x-street-navigation-center/>

Please refer all inquiries to SHRA Homeless Innovations Department:

[**HIQuestions@shra.org**](mailto:HIQuestions@shra.org)

All data is pulled from the Homeless Management Information System and represents a
snapshot in time. Data is subject to change as it is reviewed and corrected.