

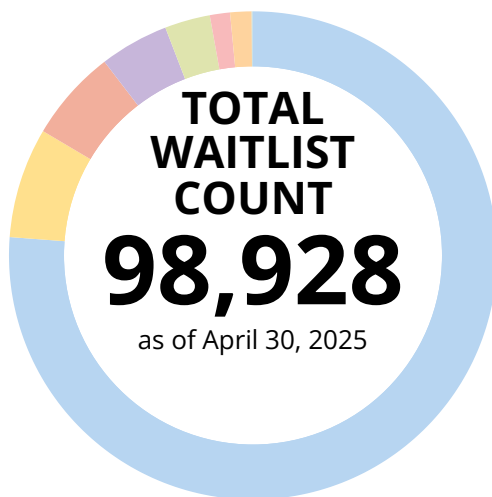


SACRAMENTO HOUSING AND REDEVELOPMENT AGENCY

April 2025

HOUSING CHOICE VOUCHER PROGRAM MONTHLY REPORT

WAITLIST COUNT



19,216	Saybrook
26,311	City Project-Based
21,802	County Project-Based
16,161	Mirasol Village
9,313	Phoenix Park
2,314	Project-Based Elderly
3,607	Housing Choice Vouchers
204	7th & H Street

PAYMENTS

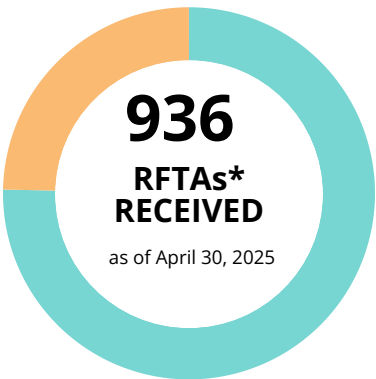
Month	# of Landlords Paid	Rent Subsidies Paid
January	3,711	\$18,985,796
February	3,697	\$19,091,876
March	3,687	\$19,430,927
April	3,683	\$19,740,192
May		
June		
July		
August		
September		
October		
November		
December		

**TOTAL RENT SUBSIDIES PAID
(YEAR-TO-DATE)**

\$77,248,791

as of April 30, 2025

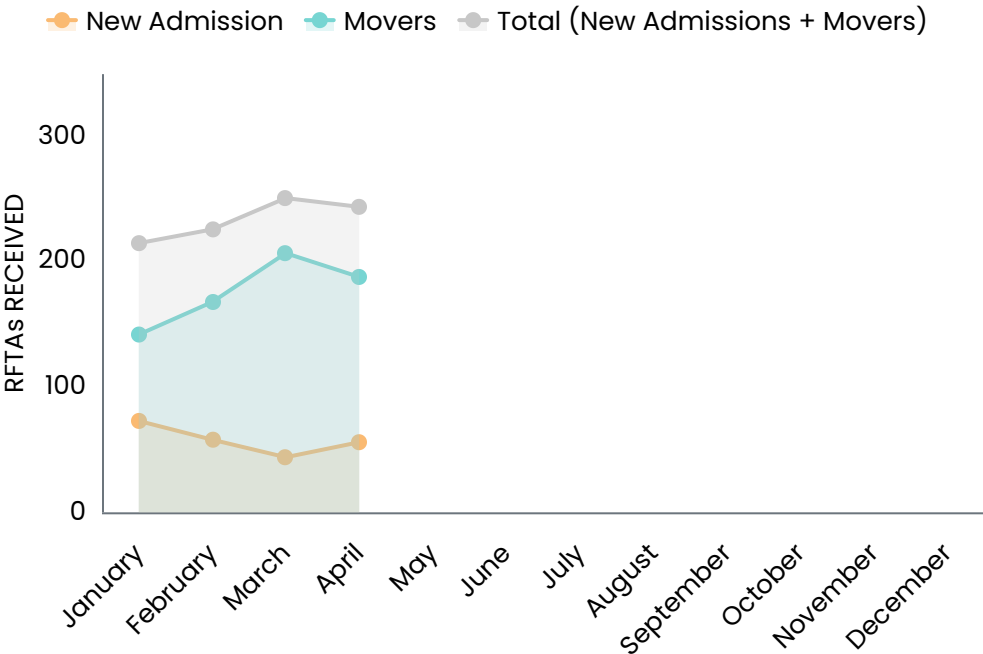
RFTAs* RECEIVED YTD



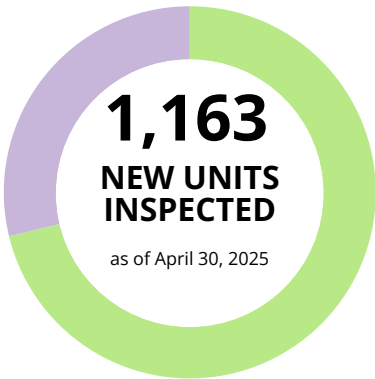
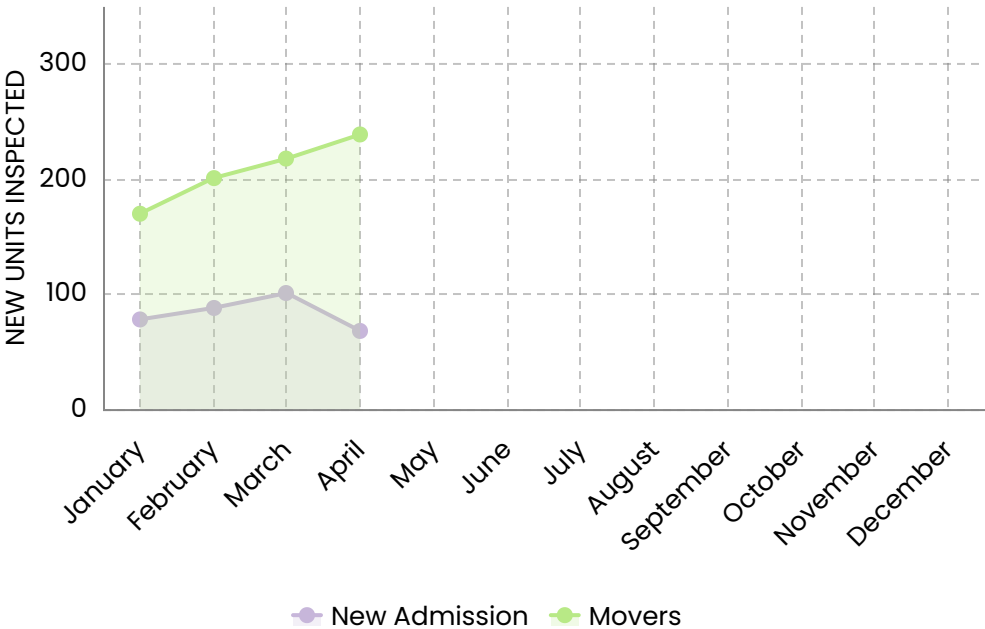
#	RFTA's
705	Movers
231	New Admissions

About 70% of the RFTAs received are for program participants who are moving. the other 30% are for households new to the program.

*a Request for Tenancy Approval (RFTA) is the HUD document a landlord and tenant sign requesting the tenant's voucher to pay for the landlord's unit



INSPECTIONS YTD



#	Inspections
828	Movers
335	New Admissions

An average of 291 inspections are completed a month for new admissions and movers.

Additionally, an average of 934 annual inspections have been completed each month.