

Emergency Bridge Housing At the Grove

Monthly Report- January 2024

Opened June 10th, 2020



ADMITTED

Admitted Guests: January



Admitted Guests: Program Total



EBH Recap

January

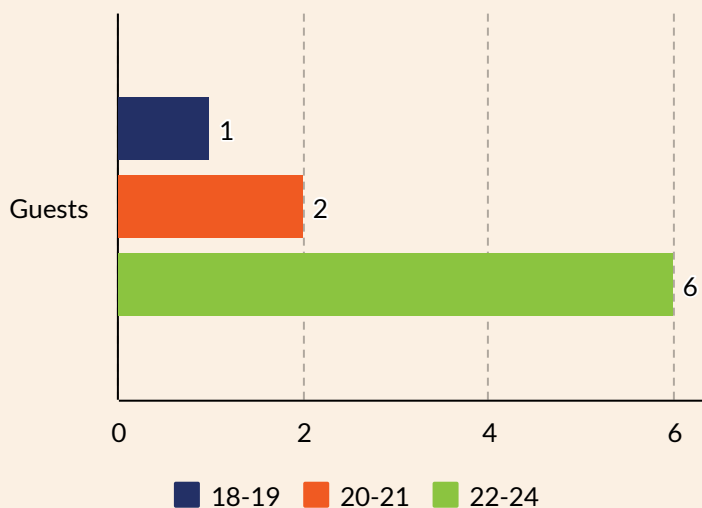
- 9 people admitted
- 9 people exited
- 50 occupancy as of 1/31/23

Program Total

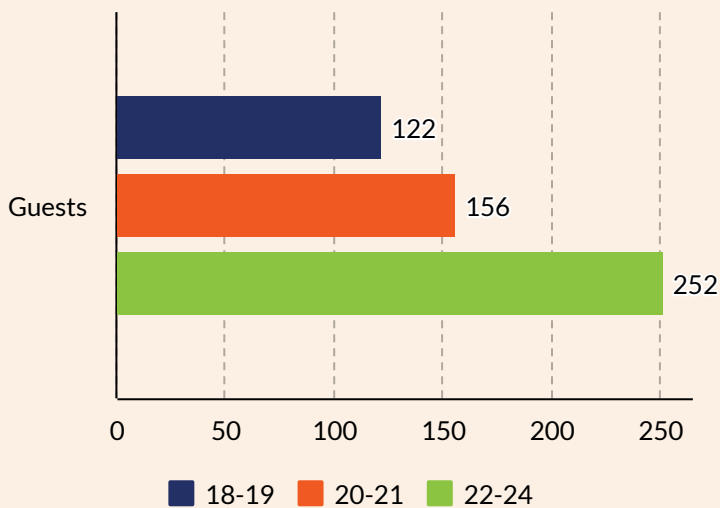
- 530 people admitted
- 480 people exited

AGE

Admitted Guest Age: January



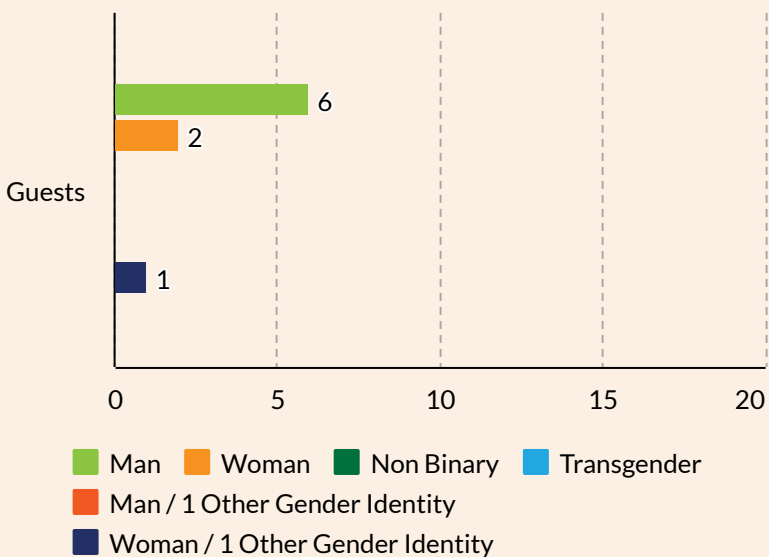
Admitted Guest Age: Program Total



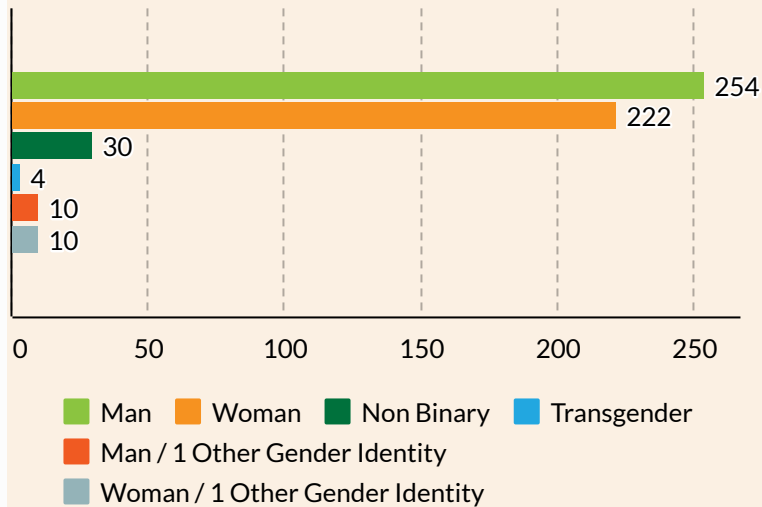
To meet eligibility requirements for this program guests need to fall between the ages of 18-24 years of age at time of entry.

GENDER

Admitted Guest Gender: January




Admitted Guest Gender: Program Total



Guests can re-classify their gender at anytime. Only categories with reported data are listed. The Homeless Management Information System that is used as our database has undergone updates, which has affected the names of the gender categories.

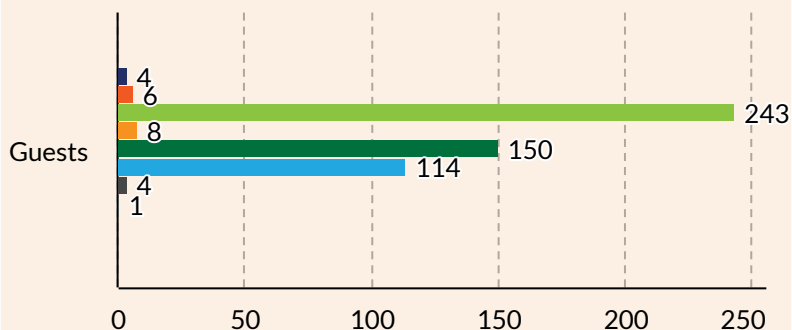
RACE

Admitted Races: January



- American Indian or Alaska Native or Indigenous
- Asian or Asian American
- Black or African American or African
- Native Hawaiian or Other Pacific Islander
- Multiracial
- White
- Hispanic/Latina/e/o
- Client Doesn't Know/Perfers not to answer
- No Data

Admitted Races: Program Total



- American Indian or Alaska Native or Indigenous
- Asian or Asian American
- Black or African American or African
- Native Hawaiian or Other Pacific Islander
- Multiracial
- White
- Hispanic/Latina/e/o
- Client Doesn't Know/Perfers not to answer
- No Data

Guests can re-classify their race at anytime.



What do you like about
Emergency Bridge Housing?

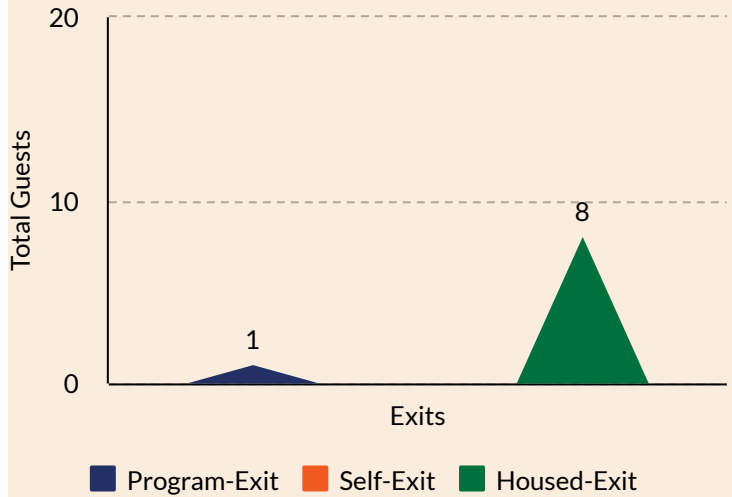
*"My favorite part of The Grove
was the sense of community."*

C

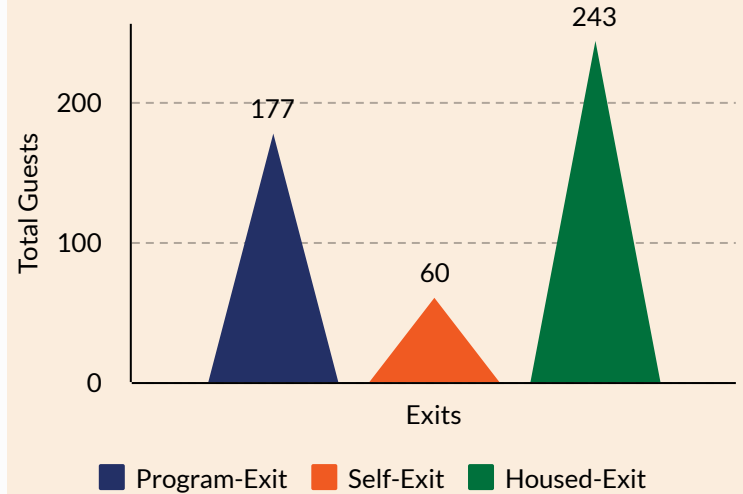
EBH Guest

EXITS

Guest Exits: January



Guest Exits: Program Total



Exits Defined

Program-Exit:

Exit based on noncompliance of program rules.

Self-Exit:

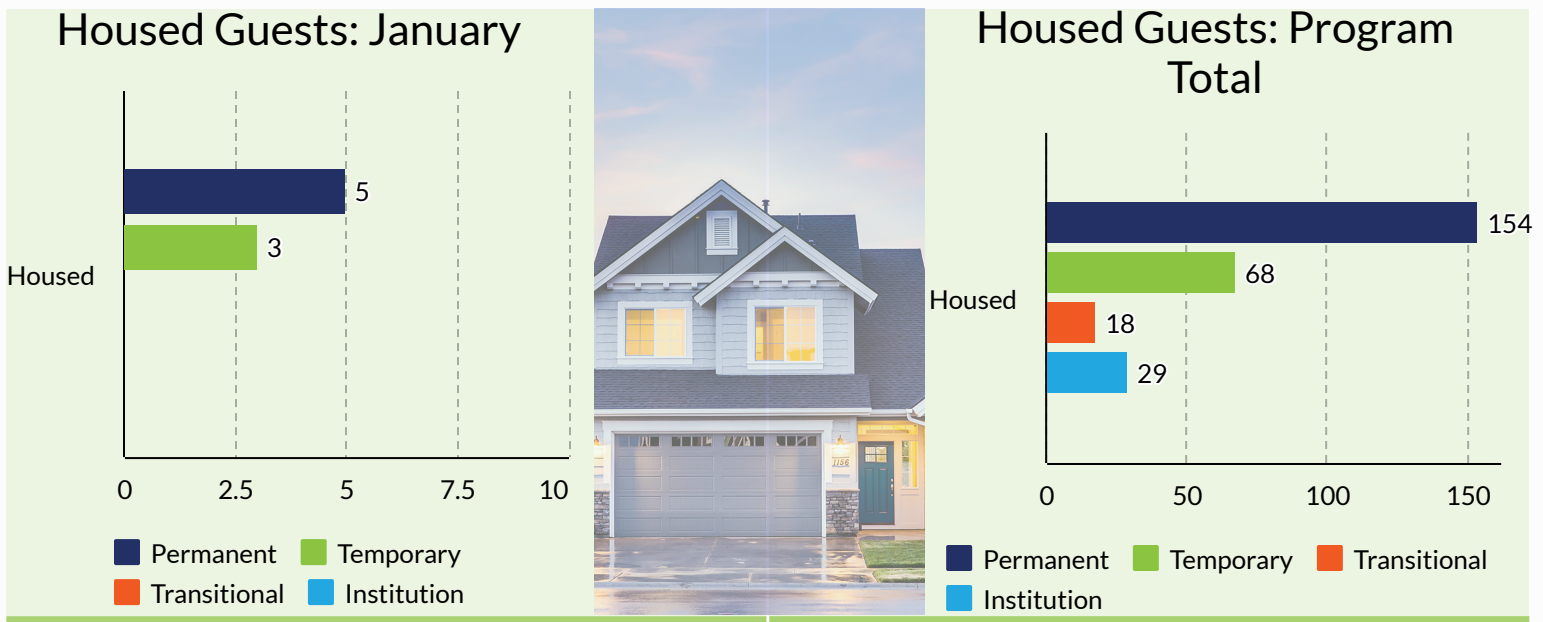
Exit based on the guest leaving the program of their own choice.

Housed-Exit:

Exit based on the guest leaving the program to Permanent, Transitional, Temporary Housing or to an Institution.

The counts in the Program Total may fluctuate without proper accounting from the monthly total. This is due to the delay in the verification of a guest's move out address and/or exit interview. The type of exit does not dictate the destination.

HOUSED



Housing Terms Defined

Permanent Housing:

The guest must be the tenant on a lease (or sublease) for an initial term of at least one year that is renewable and is terminable only for cause.

Temporary Housing:

The guest declares they are living on a temporary basis with family or friends.

Transitional Housing:

The guest lives in housing for a defined time period and may include supportive services.

Institution:

The guest lives in:

- Foster Care Home or Foster Care Group Home
- Psychiatric Hospital or other Psychiatric Facility
- Substance Abuse Treatment Facility or Detox Center
- Hospital or Residential Non-Psychiatric Medical Facility
- Jail, Prison or Juvenile Detention Facility
- Residential Project or Halfway House with no homeless criteria
- Long-term Care Facility or Nursing Home

The Program Total counts may increase without proper accounting from the prior monthly totals. This is due to the delay in the verification of a guest's move out address and/or exit interview. Without a verified address the guest cannot be categorized in any of the housed options. When an address is verified, the update is recorded on the next report in the appropriate housing Program Total section.

January Total

Program Total



Guests Arrived Employed



All Guests Employed



Guests Newly Employed

Employed Terms Defined

Guests Arrived Employed (Monthly Total):

The guest declares that they are currently employed at time of intake

Guests Newly Employed (Monthly Total):

The guest declares that they have gained employment during their stay

Guests Unemployed and Seeking (Monthly Total):

The guest declares that they are unemployed and currently seeking employment at time of intake

Note: Not all guests that are Unemployed are Seeking Employment due to various reasons such as: emotional and physical health, disabilities, or other prioritized tasks for self stabilization. As well, this section will not equal the total of all admitted nor the total of in-house occupancy because the categories pull data across multiple groups of people that are guests.

All Guests Employed (Program Total):

The program year to date total is of all guests that have arrived employed or gained employment

All Guests Unemployed and Seeking Employment (Program Total):

The program year to date total is of all guests that have arrived unemployed and are currently seeking employment

EXITED WITH GAINED INCOME

Exited with Gained Income: January



Exited with Gained Income: Program
Total



Exited with Gained Income Defined

Guests that exited with gained income (employment, benefits, etc.) during their stay at the shelter.

SERVICES RECEIVED-ON SITE

Guest Bed Nights: January



Guest Bed Nights: Program Total



Guest Meals: January



Guest Meals: Program Total



All reports are accessible on the SHRA.org website, under Find Housing-
Emergency Housing and Homeless Resources- Emergency Bridge Housing:
<https://www.shra.org/emergency-bridge-housing/>

Please refer all inquiries to SHRA Homeless Innovations Department:
Shelter Information (916) 440-1382
HIQuestions@shra.org

All data is pulled from the Homeless Management Information System and represents a
snapshot in time. Data is subject to change as it is reviewed and corrected.