

# Meadowview Navigation Center

## Monthly Report - December 2023

Opened October 1st, 2020



MEADOWVIEW  
NAVIGATION CENTER

### A D M I T T E D

Admitted Guests: December

18

Admitted Guests: Program Total

1,051

#### December

- 18 people admitted
- 16 people exited
- 100 occupancy as of 12/31/23

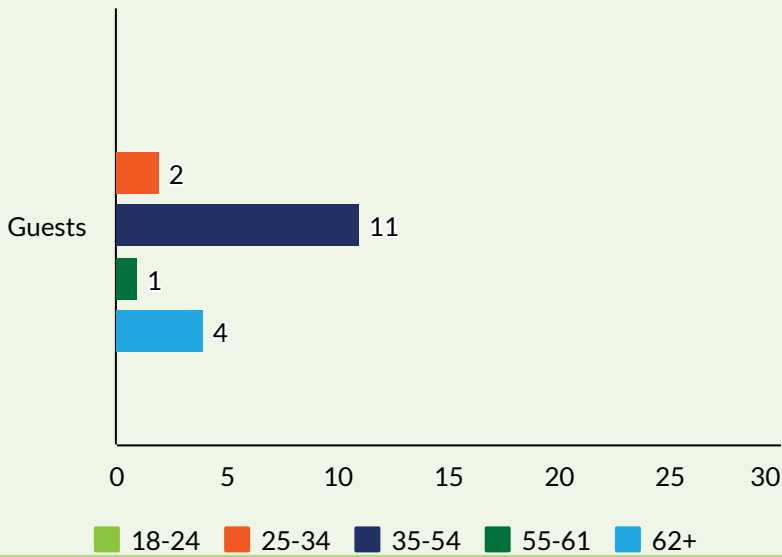
#### R e c a p

#### Program Total

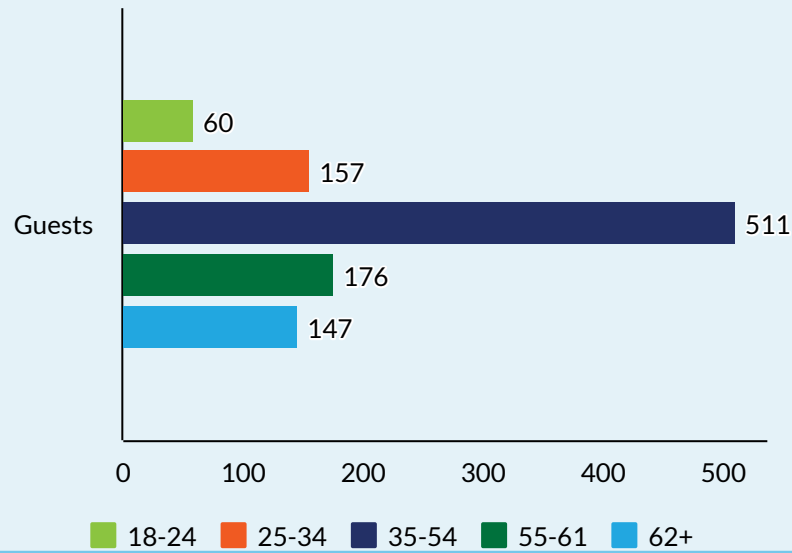
- 1,051 people admitted
- 951 people exited

# AGE

## Admitted Ages: December

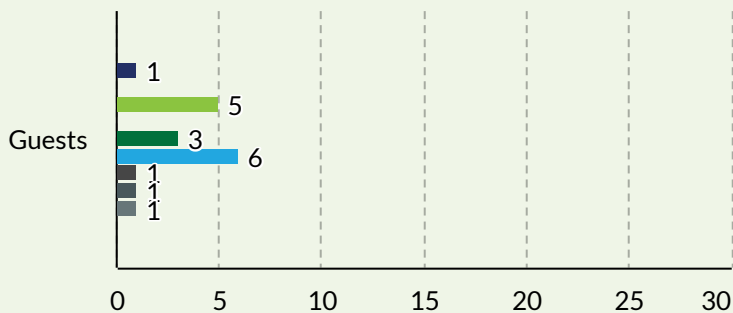


## Admitted Ages: Program Totals

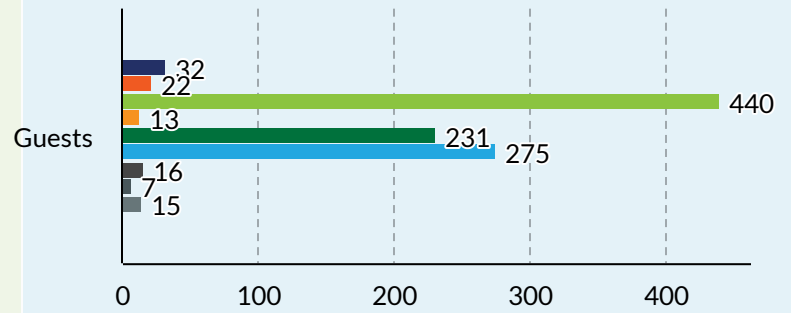


# RACE

## Admitted Races: December



## Admitted Races: Program Total

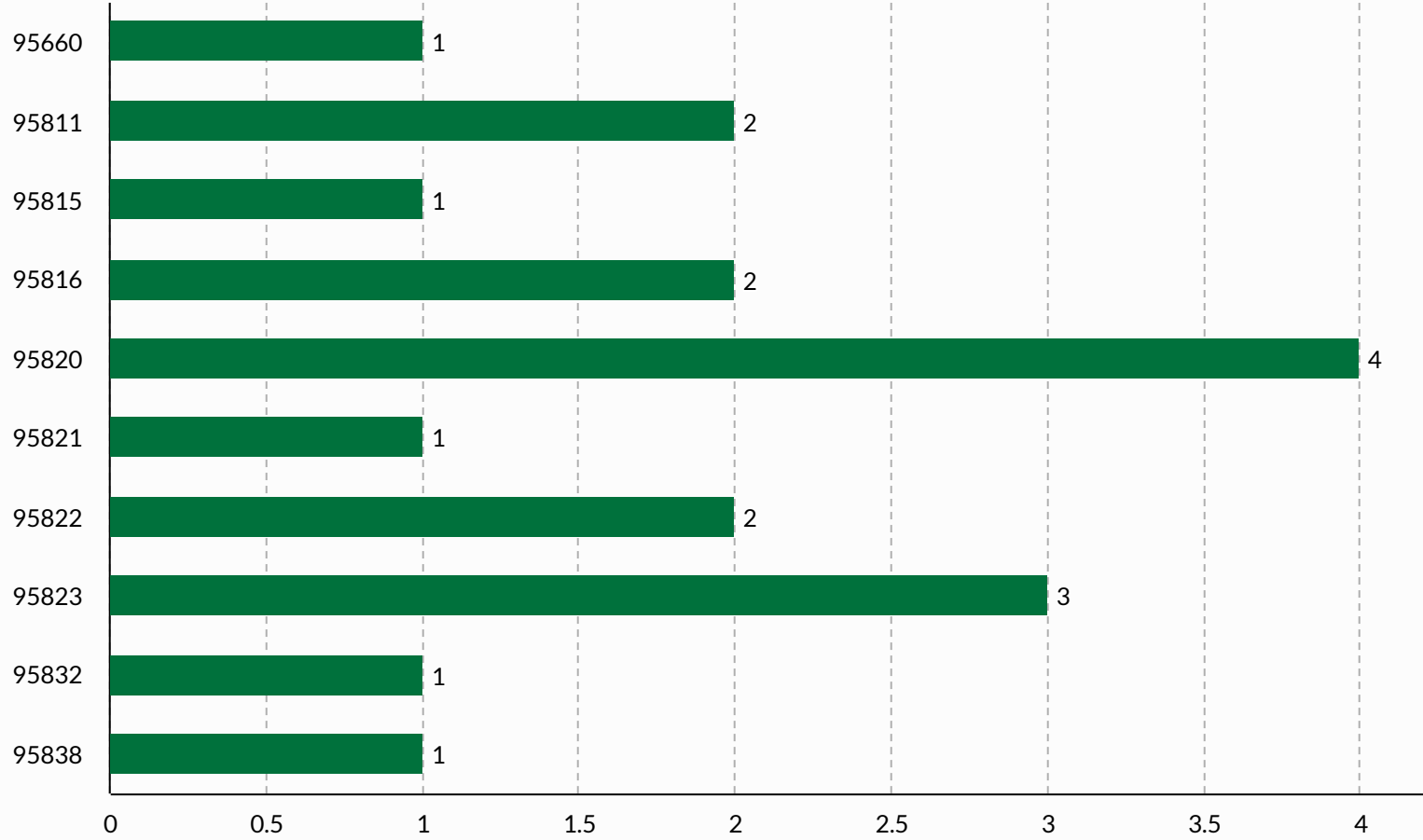


- American Indian or Alaska Native or Indigenous
- Asian or Asian American
- Black or African American or African
- Native Hawaiian or Other Pacific Islander
- White
- Client Doesn't Know/Refused
- Data Not Collected
- Hispanic/Latina/e/o
- Multiracial

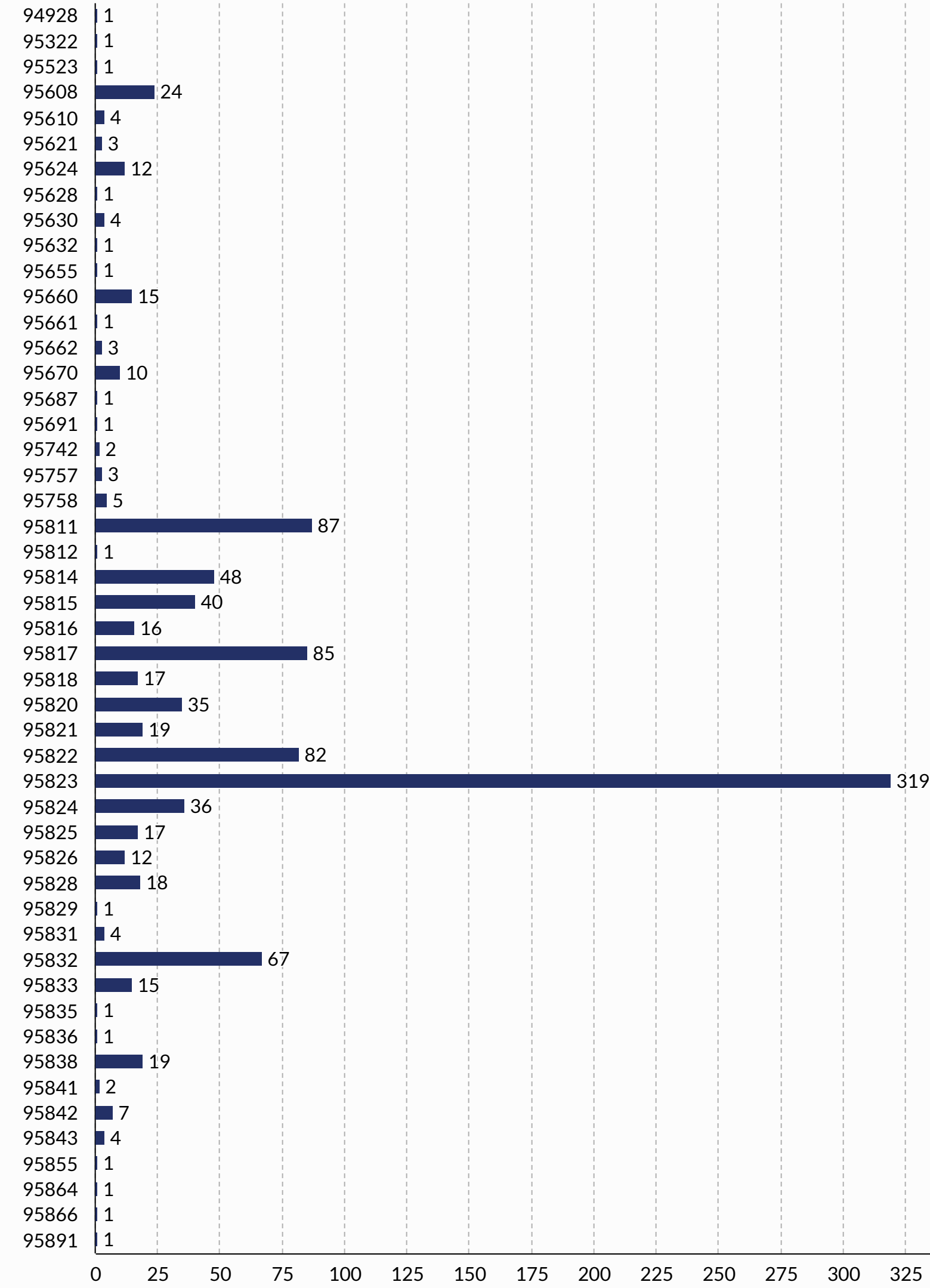
- American Indian or Alaska Native or Indigenous
- Asian or Asian American
- Black or African American or African
- Native Hawaiian or Other Pacific Islander
- White
- Client Doesn't Know/Refused
- Data Not Collected
- Hispanic/Latina/e/o
- Multiracial

P R I O R   Z I P   C O D E S

Admitted Zip Codes: December



Admitted Zip Codes: Program Total



Prior Zip Code:

Refers to the different parts of the city where guests were found living prior to entry into the shelter. Only zip codes with reported data are listed.

# SPOTLIGHT



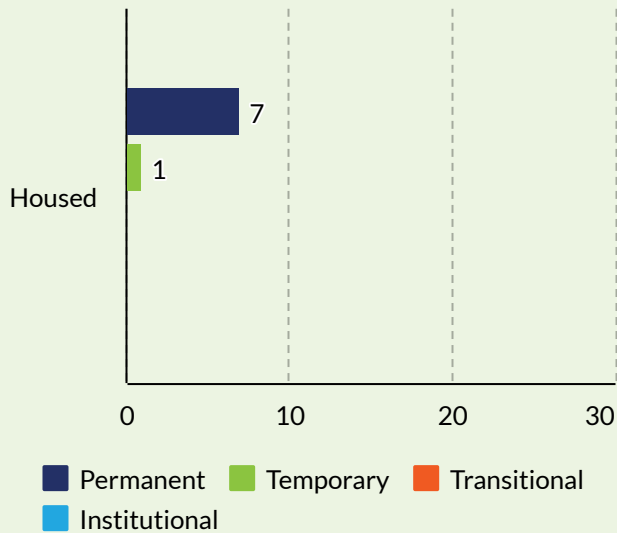
Where would you like to be a  
year from ?

*"I will be in my own apartment."*

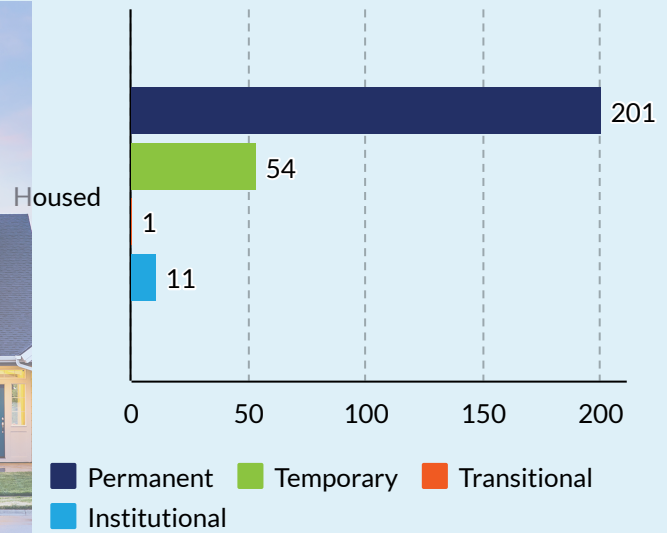
---

CH  
*Shelter Guest*

## Housed Guests: December



## Housed Guests: Program Total



### Housing Terms Defined

#### **Permanent Housing:**

The guest must be the tenant on a lease (or sublease) for an initial term of at least one year that is renewable and is terminable only for cause.

#### **Temporary Housing:**

The guest declares they are living on a temporary basis with family or friends.

#### **Transitional Housing:**

The guest lives in housing for a defined time period and may include supportive services.

#### **Institution:**

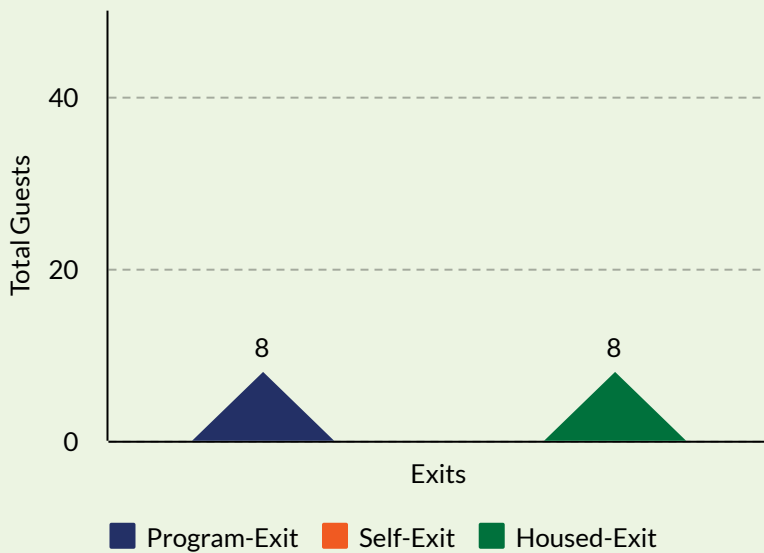
The guest lives in:

- Foster Care Home or Foster Care Group Home
- Psychiatric Hospital or other Psychiatric Facility
- Substance Abuse Treatment Facility or Detox Center
- Hospital or Residential Non-Psychiatric Medical Facility
- Jail, Prison or Juvenile Detention Facility
- Residential Project or Halfway House with no homeless criteria
- Long-term Care Facility or Nursing Home

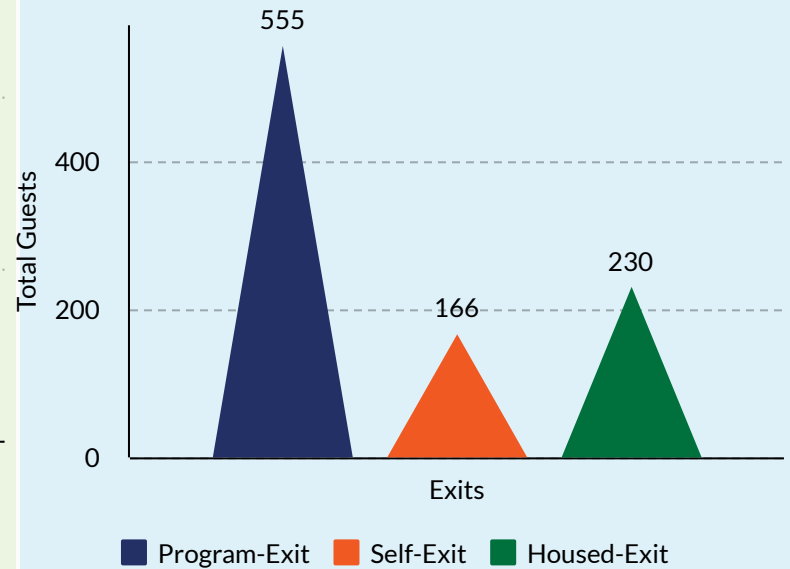
*The Program Total counts may increase without proper accounting from the prior monthly totals. This is due to the delay in the verification of a guest's move out address and/or exit interview. Without a verified address the guest cannot be categorized in any of the housed options. When an address is verified, the update is recorded on the next report in the appropriate housing Program Total section.*

# EXITS

Exits: December



Exits: Program Total



## Exits Defined

### **Program-Exit:**

Exit based on noncompliance of program rules.

### **Self-Exit:**

Exit based on the guest leaving the program of their own choice.

### **Housed-Exit:**

Exit based on the guest leaving the program to Permanent, Transitional, Temporary Housing or to an Institution.

*The counts in the Program Total may fluctuate without proper accounting from the monthly total. This is due to the delay in the verification of a guest's move out address and/or exit interview. The type of exit does not dictate the destination.*

## December Total

## Program Total

  
Guests Arrived Employed



  
All Guests Employed

  
Guests Newly Employed

### Employed Terms Defined

#### **Guests Arrived Employed (Monthly Total):**

The guest declares that they are currently employed at time of intake.

#### **Guests Newly Employed (Monthly Total):**

The guest declares that they have gained employment during their stay.

#### **Guests Unemployed and Seeking (Monthly Total):**

The guest declares that they are unemployed and currently seeking employment at time of intake.

*Note: Not all guests that are Unemployed are Seeking Employment due to various reasons such as: emotional and physical health, disabilities, or other prioritized tasks for self stabilization. As well, this section will not equal the total of all admitted nor the total of in-house occupancy because the categories pull data across multiple groups of people that are guests.*

#### **All Guests Employed (Program Total):**

The program year to date total is of all guests that have arrived employed or gained employment.


#### **All Guests Unemployed and Seeking Employment (Program Total):**

The program year to date total is of all guests that have arrived unemployed and are currently seeking employment.

# EXITED WITH GAINED INCOME

Exited with Gained Income: December

Exited with Gained Income: Program Total



## Exited with Gained Income Defined

Guests that exited with gained income (employment, benefits, pension, retirement, etc.) during their stay at the shelter.

# SERVICES RECEIVED: ON SITE

Guest Bed Nights: December

Guest Bed Nights: Program Total



Guest Meals: December

Guest Meals: Program Total





All reports are accessible on the SHRA.org website, under Find Housing-  
Emergency Housing and Homeless Resources- Meadowview Navigation Center:  
<https://www.shra.org/meadowview-navigation-center/>

Please refer all inquiries to SHRA Homeless Innovations Department:  
Shelter Information (916) 440-1382  
HIQuestions@shra.org

All data is pulled from the Homeless Management Information System and represents a  
snapshot in time. Data is subject to change as it is reviewed and corrected.