

# Emergency Bridge Housing At the Grove

## Monthly Report- November 2023

Opened June 10th, 2020



## ADMITTED

Admitted Guests: November



Admitted Guests: Program Total



### EBH Recap

#### November

- 21 people admitted
- 20 people exited
- 50 occupancy as of 11/30/23

#### Program Total

- 508 people admitted
- 458 people exited



What do you like about  
Emergency Bridge Housing?

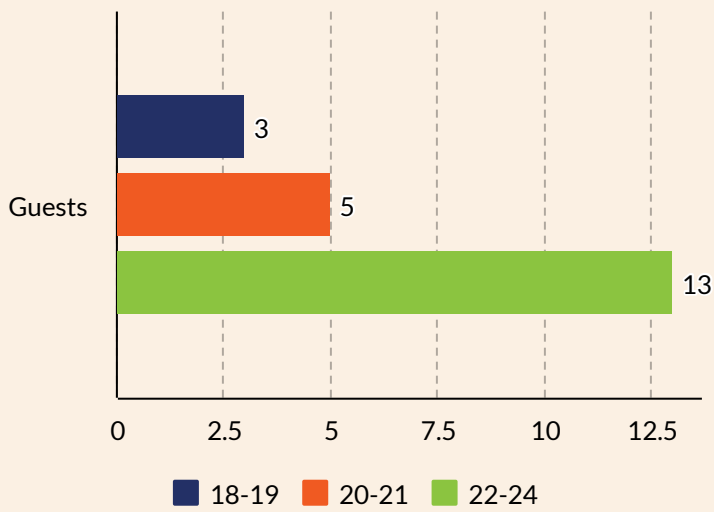
*"Staff is helpful."*

---

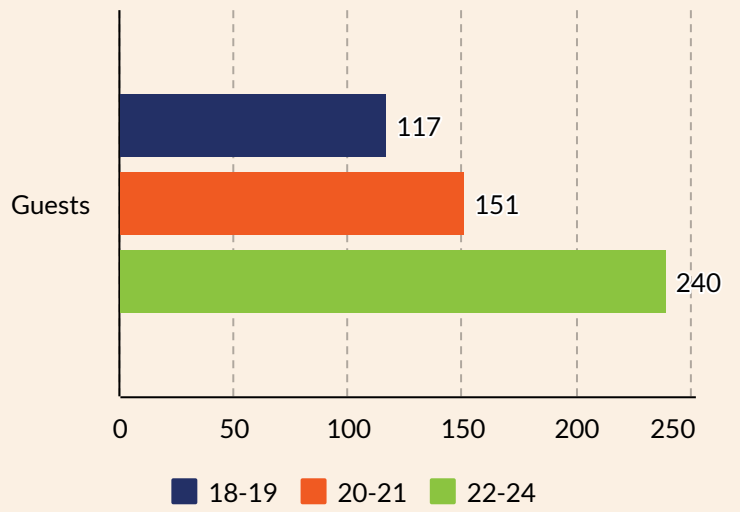
D  
EBH Guest

# AGE

## Admitted Guest Age: November



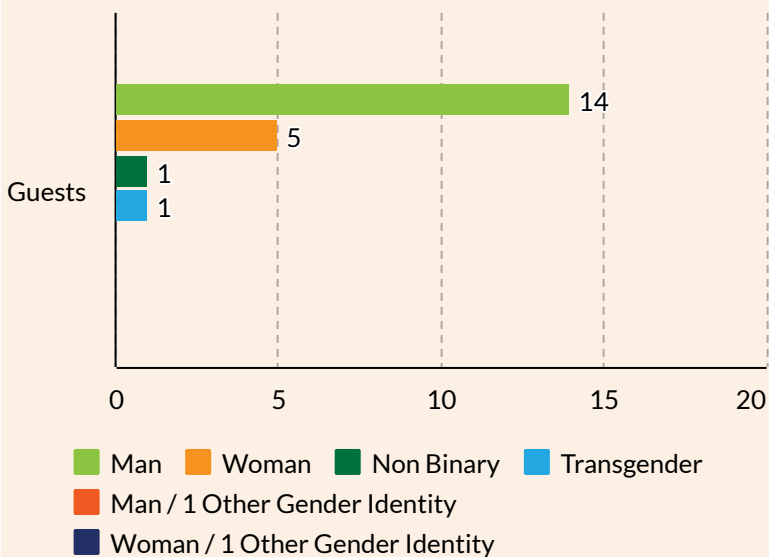
## Admitted Guest Age: Program Total



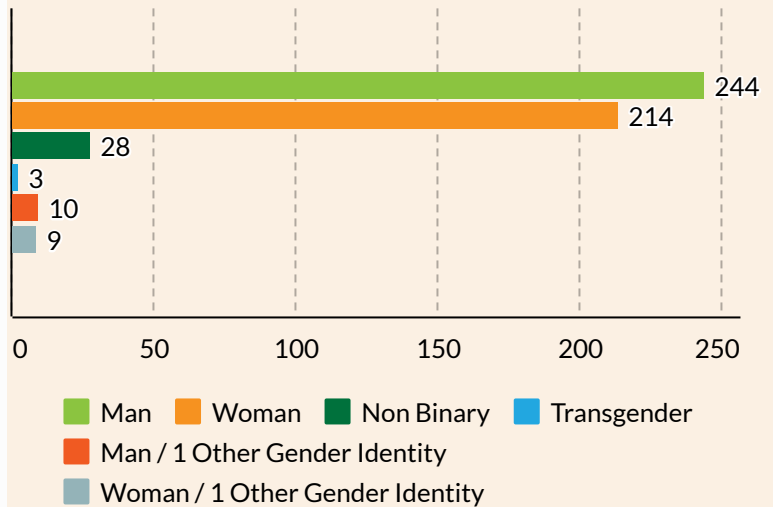
To meet eligibility requirements for this program guests need to fall between the ages of 18-24 years of age at time of entry.

# GENDER

## Admitted Guest Gender: November



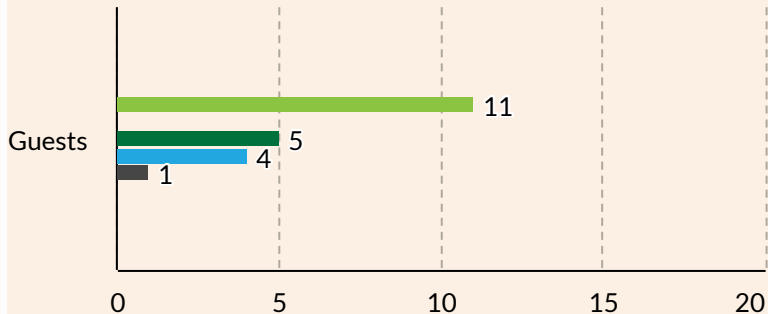
## Admitted Guest Gender: Program Total



Guests can re-classify their gender at anytime. Only categories with reported data are listed. The Homeless Management Information System that is used as our database has undergone updates, which has affected the names of the gender categories.

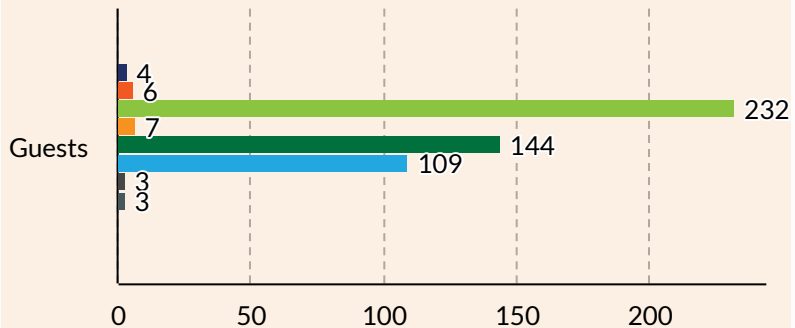
# RACE

## Admitted Races: November



- American Indian or Alaska Native or Indigenous
- Asian or Asian American
- Black or African American or African
- Native Hawaiian or Other Pacific Islander
- Multiracial
- White
- Hispanic/Latina/e/o
- Client Doesn't Know/Perfers not to answer
- No Data

## Admitted Races: Program Total



- American Indian or Alaska Native or Indigenous
- Asian or Asian American
- Black or African American or African
- Native Hawaiian or Other Pacific Islander
- Multiracial
- White
- Hispanic/Latina/e/o
- Client Doesn't Know/Perfers not to answer
- No Data

Guests can re-classify their race at anytime.



What do you like about  
Emergency Bridge Housing?

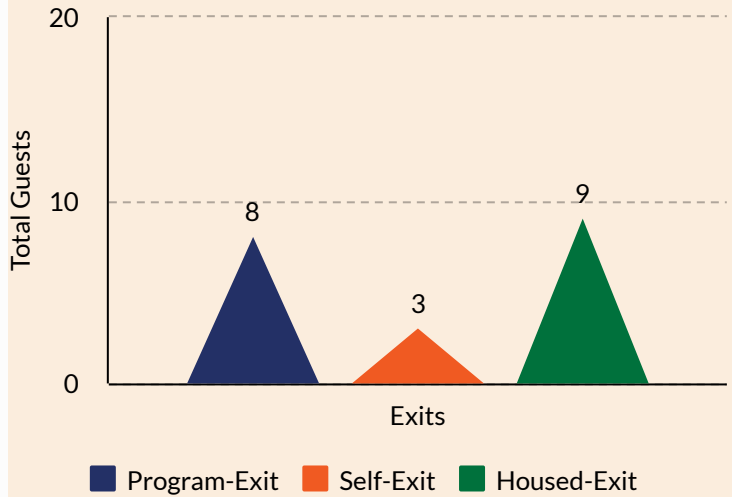
*"I like the staff and how organized  
they are."*

---

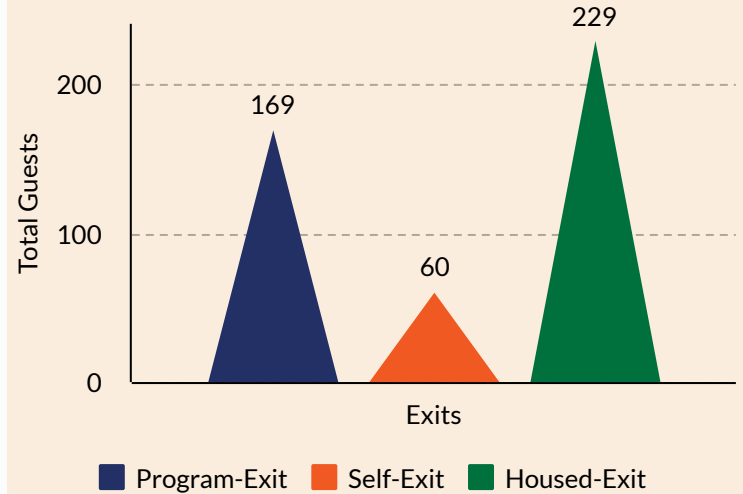
T  
EBH Guest

# EXITS

## Guest Exits: November



## Guest Exits: Program Total



### Exits Defined

#### **Program-Exit:**

Exit based on noncompliance of program rules.

#### **Self-Exit:**

Exit based on the guest leaving the program of their own choice.

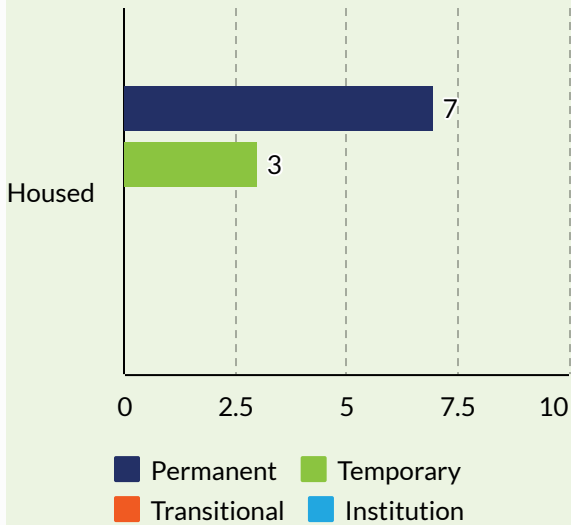
#### **Housed-Exit:**

Exit based on the guest leaving the program to Permanent, Transitional, Temporary Housing or to an Institution.

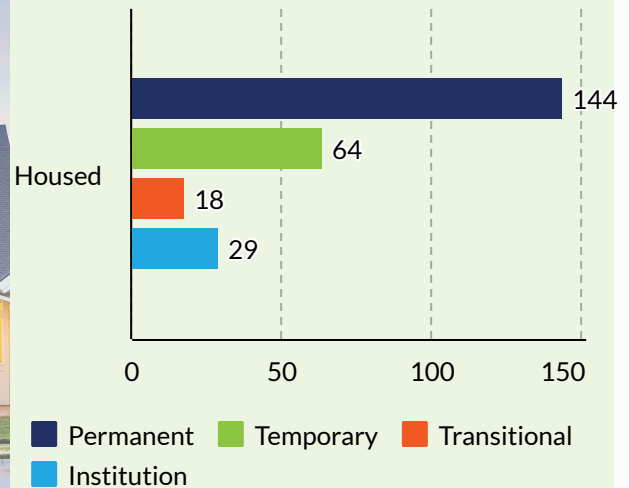
*The counts in the Program Total may fluctuate without proper accounting from the monthly total. This is due to the delay in the verification of a guest's move out address and/or exit interview. The type of exit does not dictate the destination.*

# HOUSED

## Housed Guests: November



## Housed Guests: Program Total



### Housing Terms Defined

#### **Permanent Housing:**

The guest must be the tenant on a lease (or sublease) for an initial term of at least one year that is renewable and is terminable only for cause.

#### **Temporary Housing:**

The guest declares they are living on a temporary basis with family or friends.

#### **Transitional Housing:**

The guest lives in housing for a defined time period and may include supportive services.

#### **Institution:**

The guest lives in:

- Foster Care Home or Foster Care Group Home
- Jail, Prison or Juvenile Detention Facility
- Psychiatric Hospital or other Psychiatric Facility
- Residential Project or Halfway House with no homeless criteria
- Substance Abuse Treatment Facility or Detox Center
- Long-term Care Facility or Nursing Home
- Hospital or Residential Non-Psychiatric Medical Facility

*The Program Total counts may increase without proper accounting from the prior monthly totals. This is due to the delay in the verification of a guest's move out address and/or exit interview. Without a verified address the guest cannot be categorized in any of the housed options. When an address is verified, the update is recorded on the next report in the appropriate housing Program Total section.*

## November Total

## Program Total



### Employed Terms Defined

#### **Guests Arrived Employed (Monthly Total):**

The guest declares that they are currently employed at time of intake

#### **Guests Newly Employed (Monthly Total):**

The guest declares that they have gained employment during their stay

#### **Guests Unemployed and Seeking (Monthly Total):**

The guest declares that they are unemployed and currently seeking employment at time of intake

*Note: Not all guests that are Unemployed are Seeking Employment due to various reasons such as: emotional and physical health, disabilities, or other prioritized tasks for self stabilization. As well, this section will not equal the total of all admitted nor the total of in-house occupancy because the categories pull data across multiple groups of people that are guests.*

#### **All Guests Employed (Program Total):**

The program year to date total is of all guests that have arrived employed or gained employment

#### **All Guests Unemployed and Seeking Employment (Program Total):**

The program year to date total is of all guests that have arrived unemployed and are currently seeking employment



# EXITED WITH GAINED INCOME

Exited with Gained Income: November



Exited with Gained Income: Program  
Total



## Exited with Gained Income Defined

Guests that exited with gained income (employment, benefits, etc.) during their stay at the shelter.

# SERVICES RECEIVED-ON SITE

Guest Bed Nights: November



Guest Bed Nights: Program Total



Guest Meals: November



Guest Meals: Program Total





What do you like about  
Emergency Bridge Housing?

*"I like how helpful, hands-on, and  
caring staff is."*

---

P

*EBH Guest*

All reports are accessible on the SHRA.org website, under Find Housing-  
Emergency Housing and Homeless Resources- Emergency Bridge Housing:  
<https://www.shra.org/emergency-bridge-housing/>

Please refer all inquiries to SHRA Homeless Innovations Department:  
Shelter Information (916) 440-1382  
HIQuestions@shra.org

All data is pulled from the Homeless Management Information System and represents a  
snapshot in time. Data is subject to change as it is reviewed and corrected.