



2970 X STREET



X- Street Navigation Center

Opened September 21, 2021

Weekly Report- October 4 to October 10, 2023

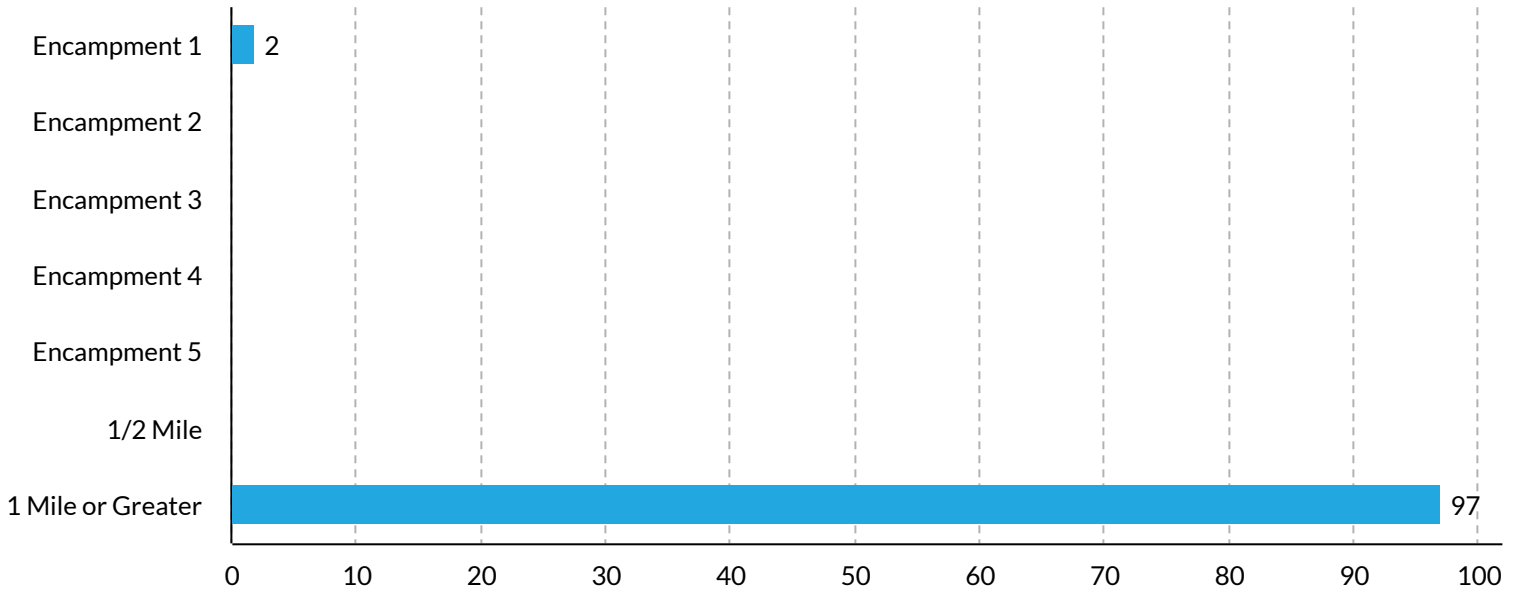
		Beds Filled %	Gender	Age	Animals	Services: Meals and Bed Nights
As of October 10th, 2023 99 Guests	99%	Female . . .	24			Meals 2,820 Bed Nights 649
		Male . . .	75	18-24	2	
		No Single Gender . . .	0	25-34	15	
		Transgender . . .	0	35-54	48	
		Questioning . . .	0	55-61	23	
		Client Doesn't Know . .	0	62+	11	
		Client Refused . . .	0			
Project Year to Date (PYTD) 909 Guests 777 Unduplicated Guests		Female . . .	282			Meals 319,027 Bed Nights 58,638
		Male . . .	619	18-24	18	
		No Single Gender . . .	5	25-34	157	
		Transgender . . .	3	35-54	434	
		Questioning . . .	0	55-61	177	
		Client Doesn't Know . .	0	62+	123	
		Client Refused . . .	0			

Animals:

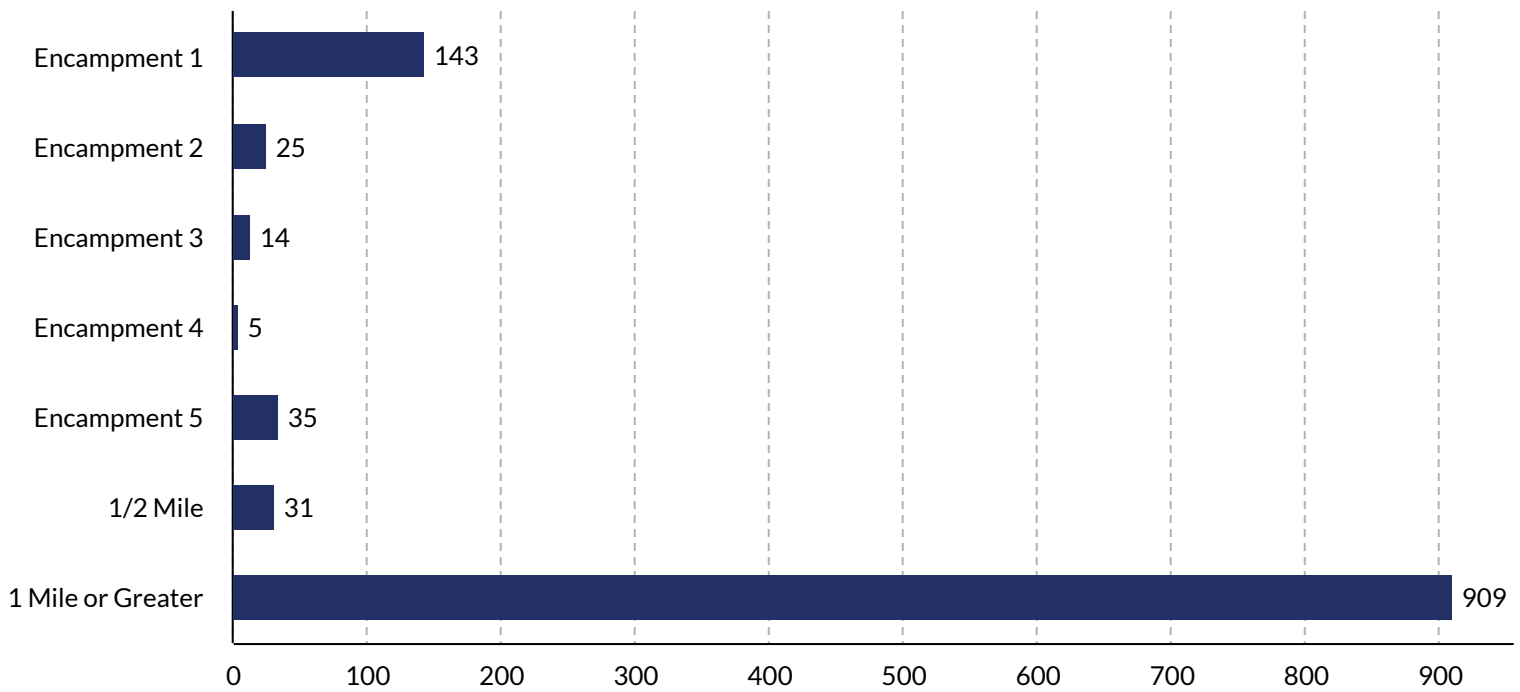
The number of guest pets.

Admitted Encampments

Week



PYTD



Admitted Encampments:

Refers to the different parts of the city where Guests were found living prior to entry into the shelter.

Defined Terms

Encampment 1

Located near X Street and Alhambra.

Encampment 2

Located near 26th and X Street.

Encampment 3

Located near W Street and Alhambra.

Encampment 4

Located near 30th and T Street.

Encampment 5

Located near Broadway and Alhambra.

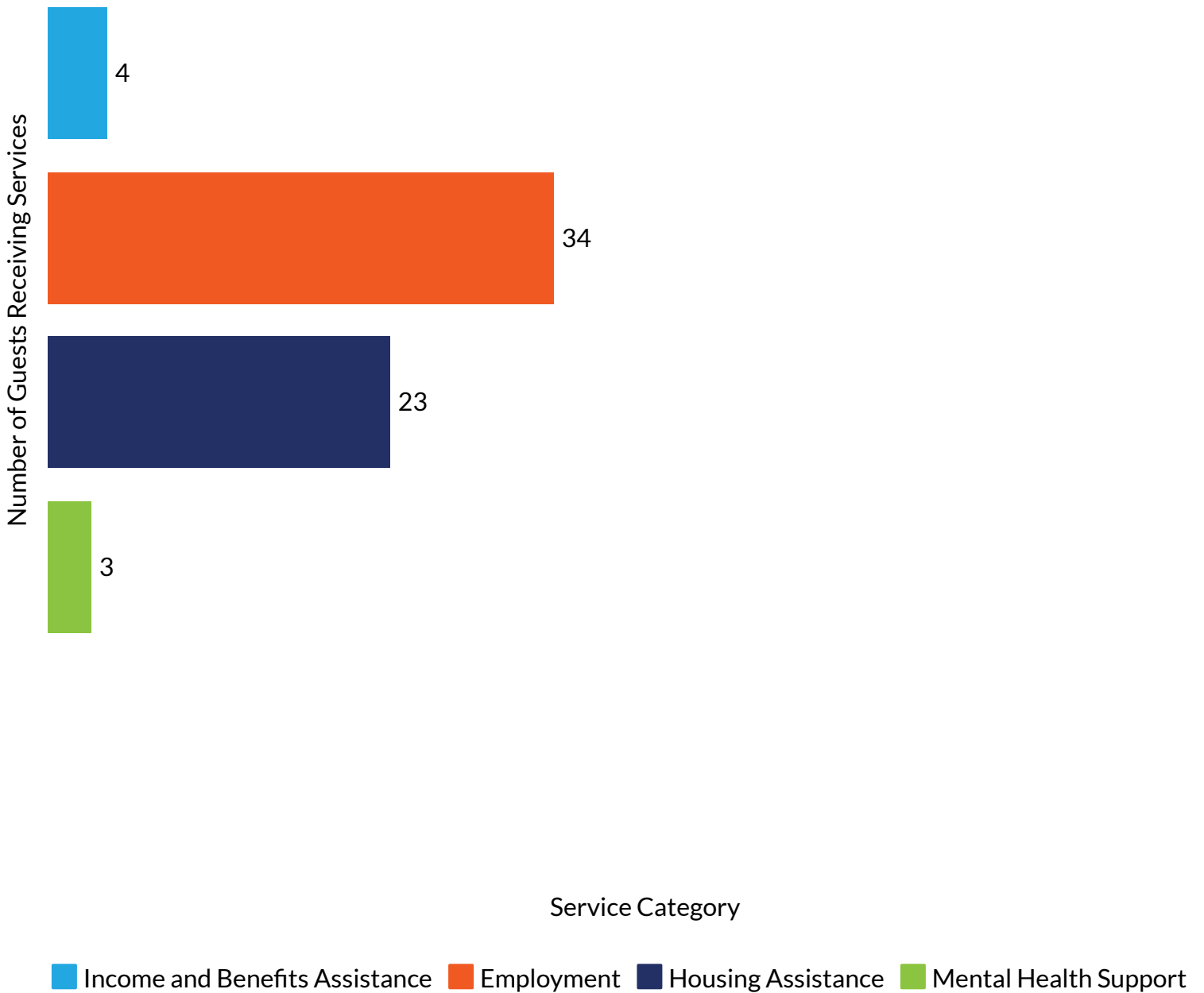
1/2 Mile

The guests previously lived in an uninhabitable area less than 1/2 mile outside of the shelter.

1 Mile or Greater

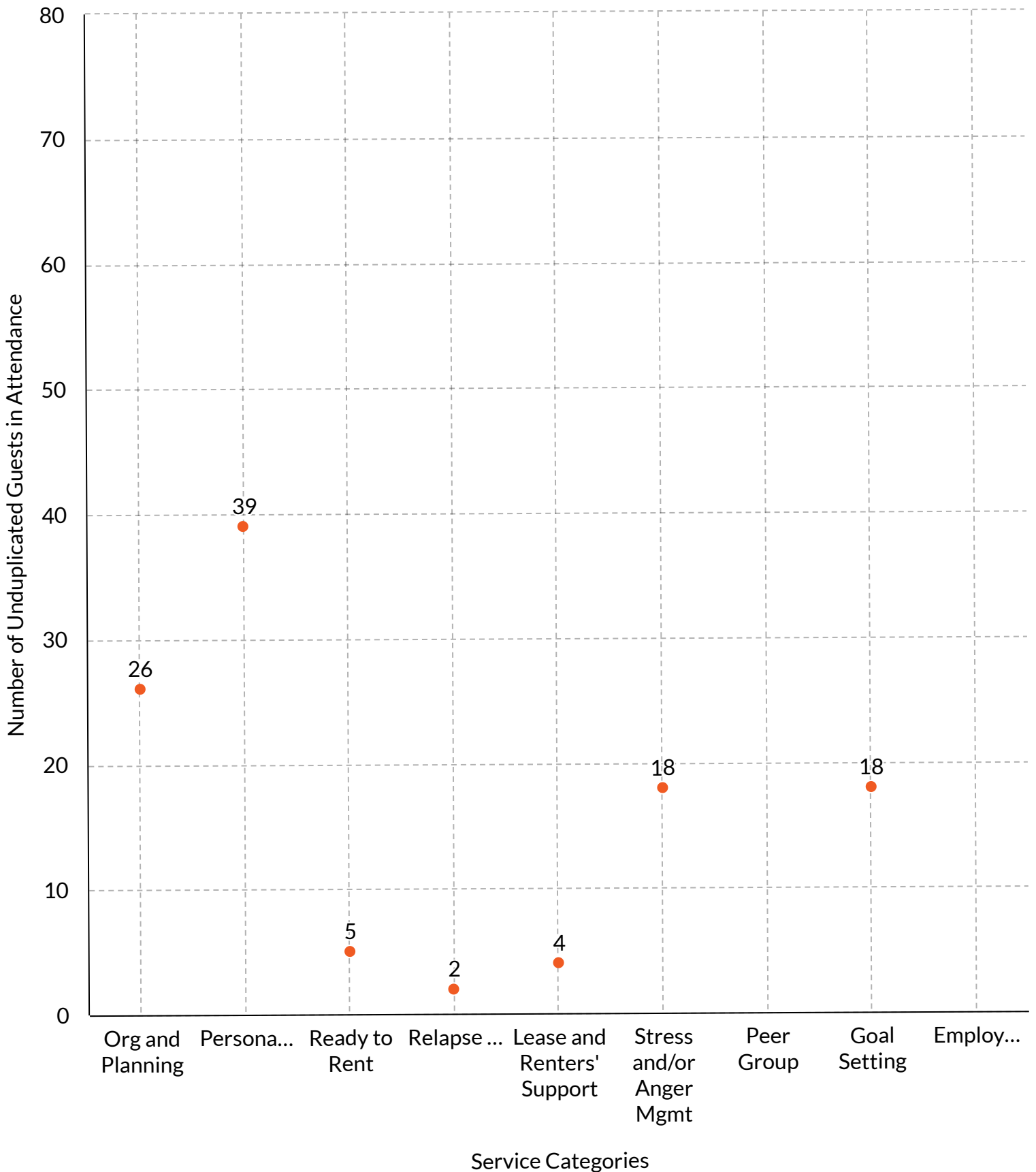
The guests previously lived in an uninhabitable area 1 mile or greater outside of the shelter.

Weekly Services



Each Service Category is comprised of a multitude of services that are available to the guests. A guest may receive multiple services recorded under one category based on their need. The total count of possible guests will reflect the fluctuation of all guests throughout the time frame captured, which may surpass the end of week "in-house count".

Weekly Workshops



Each Service Category is comprised of a multitude of services that are available to the guests. A guest may receive multiple services recorded under one category based on their need. The total count of possible guests will reflect the fluctuation of all guests throughout the time frame captured, which may surpass the end of week "in-house count".

Project Year to Date Successes

Employed

100 of 909

Housed

274 of 810

Exited with Gained Income

32 of 810



151

Permanent Housing



17

Transitional Housing



77

Temporary Housing



29

Institution

PYTD Success Terms

(810 guests have exited PYTD)

Housed:

Guests that exited and obtained temporary, transitional or permanent housing as of project year to date.

Permanent Housing:

The guest must be the tenant on a lease (or sublease) for an initial term of at least one year that is renewable and is terminable only for cause.

Temporary Housing:

The guest declares they are living on a temporary basis with family or friends.

Transitional Housing:

The guest lives in housing for a defined time period and may include supportive services.

Institution:

The guest lives in:

- Foster Care Home or Foster Care Group Home
- Psychiatric Hospital or other Psychiatric Facility
- Substance Abuse Treatment Facility or Detox Center
- Hospital or Residential Non-Psychiatric Medical Facility
- Jail, Prison or Juvenile Detention Facility
- Residential Project or Halfway House with no homeless criteria
- Long-term Care Facility or Nursing Home

Employed:

Guests that arrived employed at time of intake or gained employment during their stay at the shelter as of project year to date.

Exited with Gained Income:

Guests that exited and gained income (employment, benefits, pension, retirement, etc.) during their stay at the shelter as of project year to date.



All SHRA reports are accessible on
the SHRA.org website, under Find Housing-
Emergency Housing and Homeless Resources- X Street Navigation Center:
<https://www.shra.org/x-street-navigation-center/>

Please refer all inquiries to SHRA Homeless Innovations Department:
Shelter Information
(916) 440-1382
HIQuestions@shra.org

All data is pulled from the Homeless Management Information System and represents a snapshot in time. Data is subject to change as it is reviewed and corrected.

