

Meadowview Navigation Center

Monthly Report - June 2023

Opened October 1st, 2020



MEADOWVIEW
NAVIGATION CENTER

A D M I T T E D

Admitted Guests: June

49

Admitted Guests: Program Total

901

June

- 49 people admitted
- 46 people exited
- 93 occupancy as of 6/30/23

R e c a p

Program Total

- 901 people admitted
- 808 people exited

SPOTLIGHT



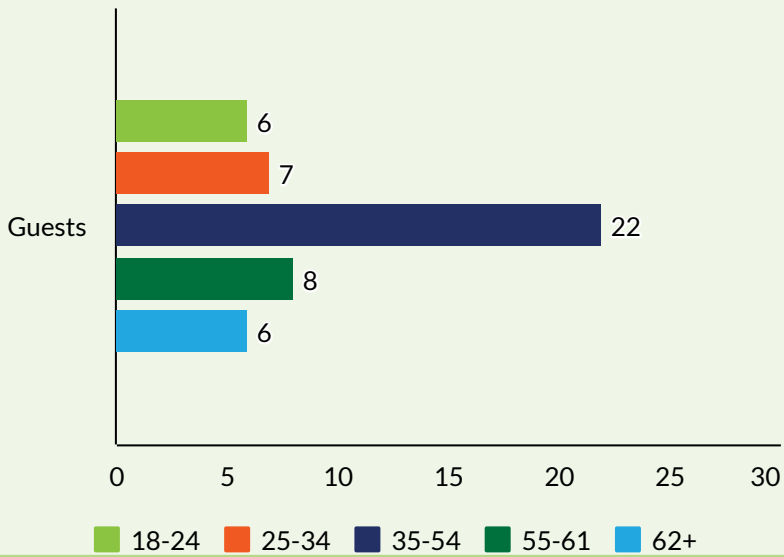
What is the best thing that happened to you this week?

"I worked a full 40 hours plus received my certificate as a Med Tech, fully employed and working on housing."

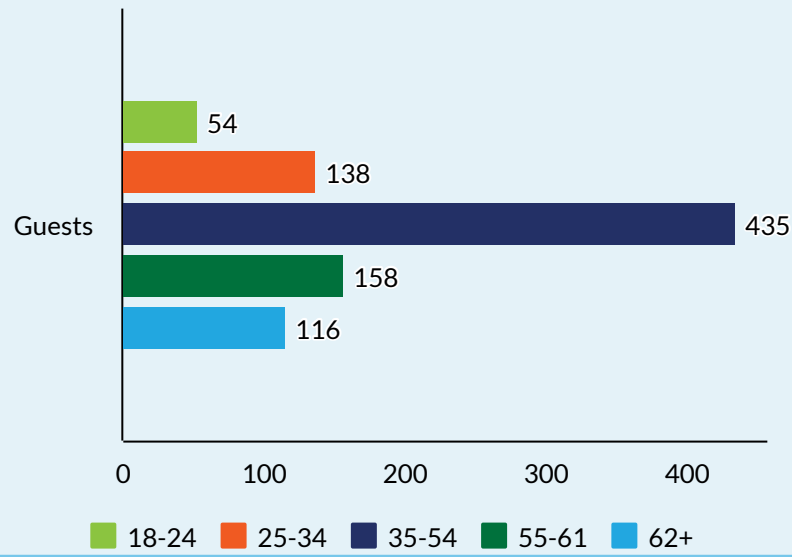
AC
Shelter Guest

AGE

Admitted Ages: June

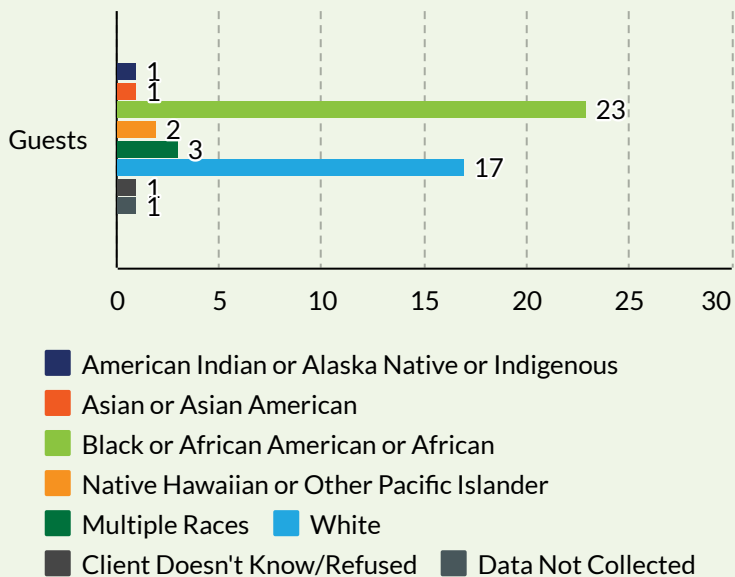


Admitted Ages: Program Totals

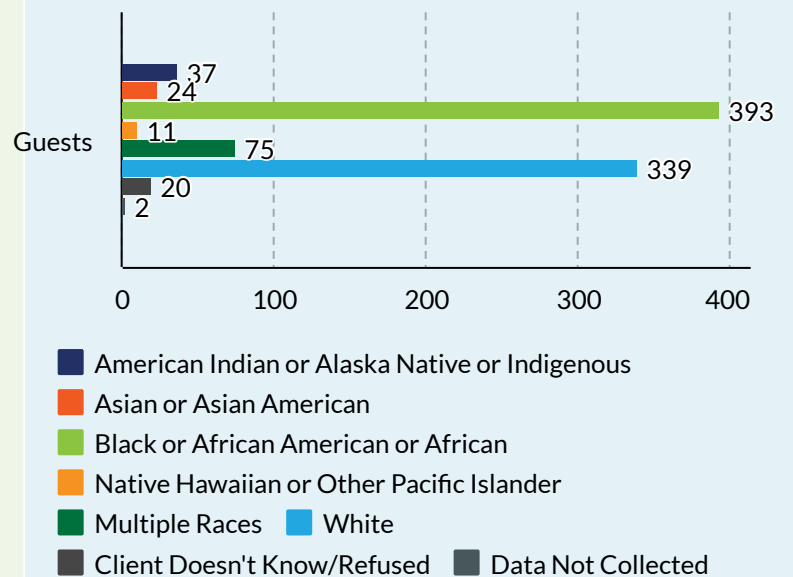


RACE

Admitted Races: June

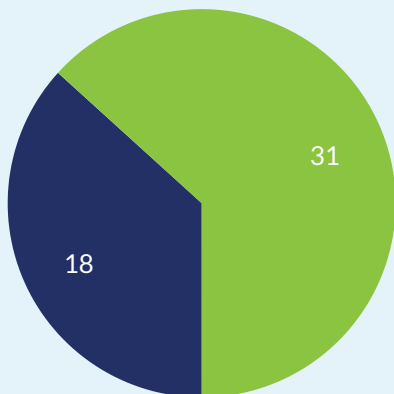


Admitted Races: Program Total



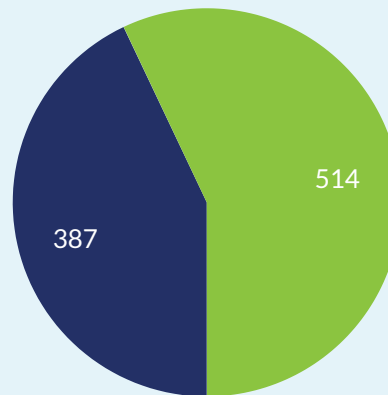
CHRONIC HOMELESS

Admitted Guests: June



■ Yes (36.73%) ■ No (63.27%)

Admitted Guests: Program Total



■ Yes (42.95%) ■ No (57.05%)

Chronic Homeless Terms Defined

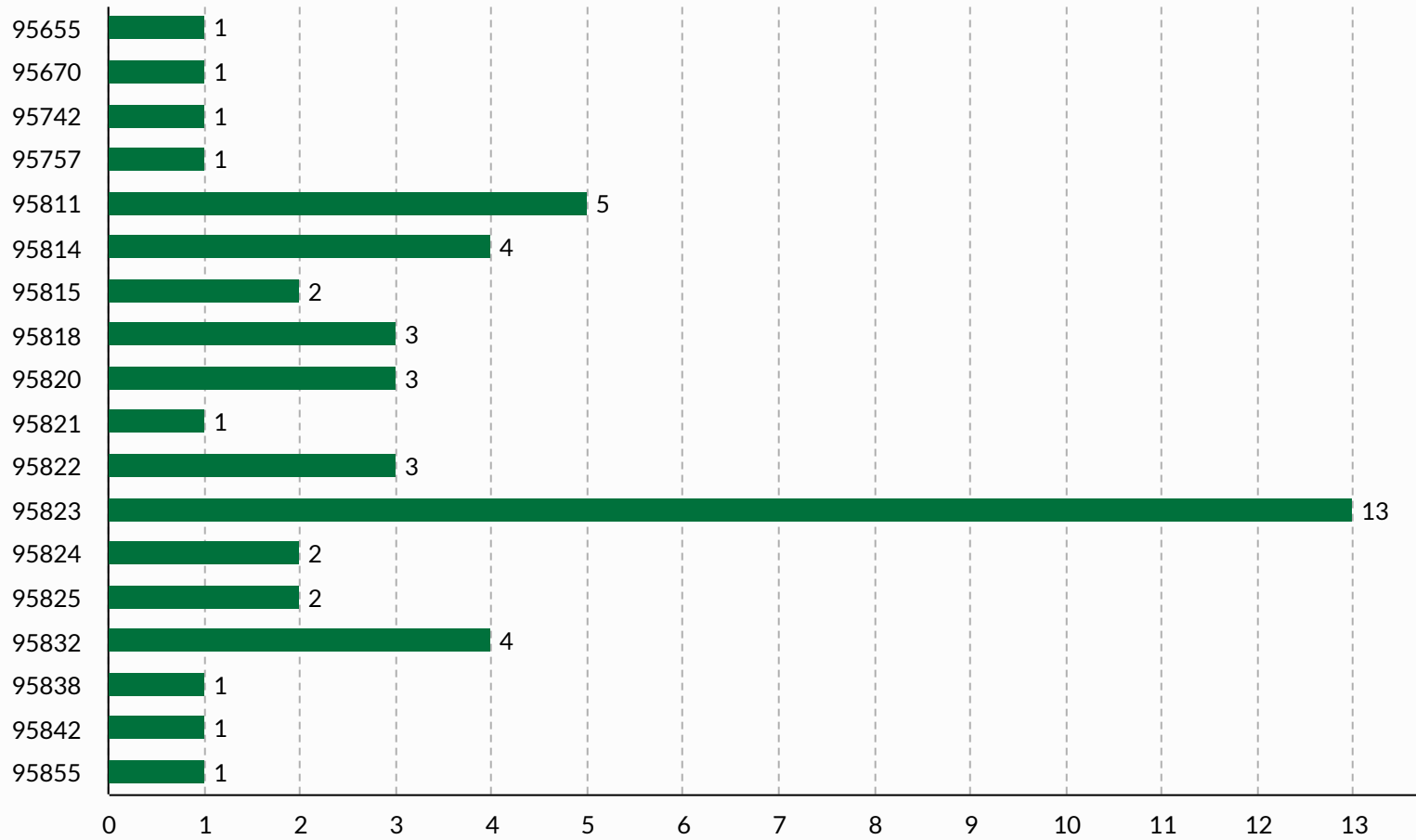
Chronically Homeless requires that the individual must have been living in the described below categories continuously for at least 12 months, or on at least four separate occasions in the last three years, where the combined occasions total a length of time of at least 12 months:

- People who are living in a place not meant for human habitation, in an emergency shelter, in transitional housing, or are exiting an institution where they temporarily resided.
- People who are losing their primary nighttime residence, which may include a motel or hotel or a doubled up situation, within 14 days and lack resources or support networks to remain in housing.
- Families with children or unaccompanied youth who are unstably housed and likely to continue in that state.
- People who are fleeing or attempting to flee domestic violence, have no other residence, and lack the resources or support networks to obtain other permanent housing.

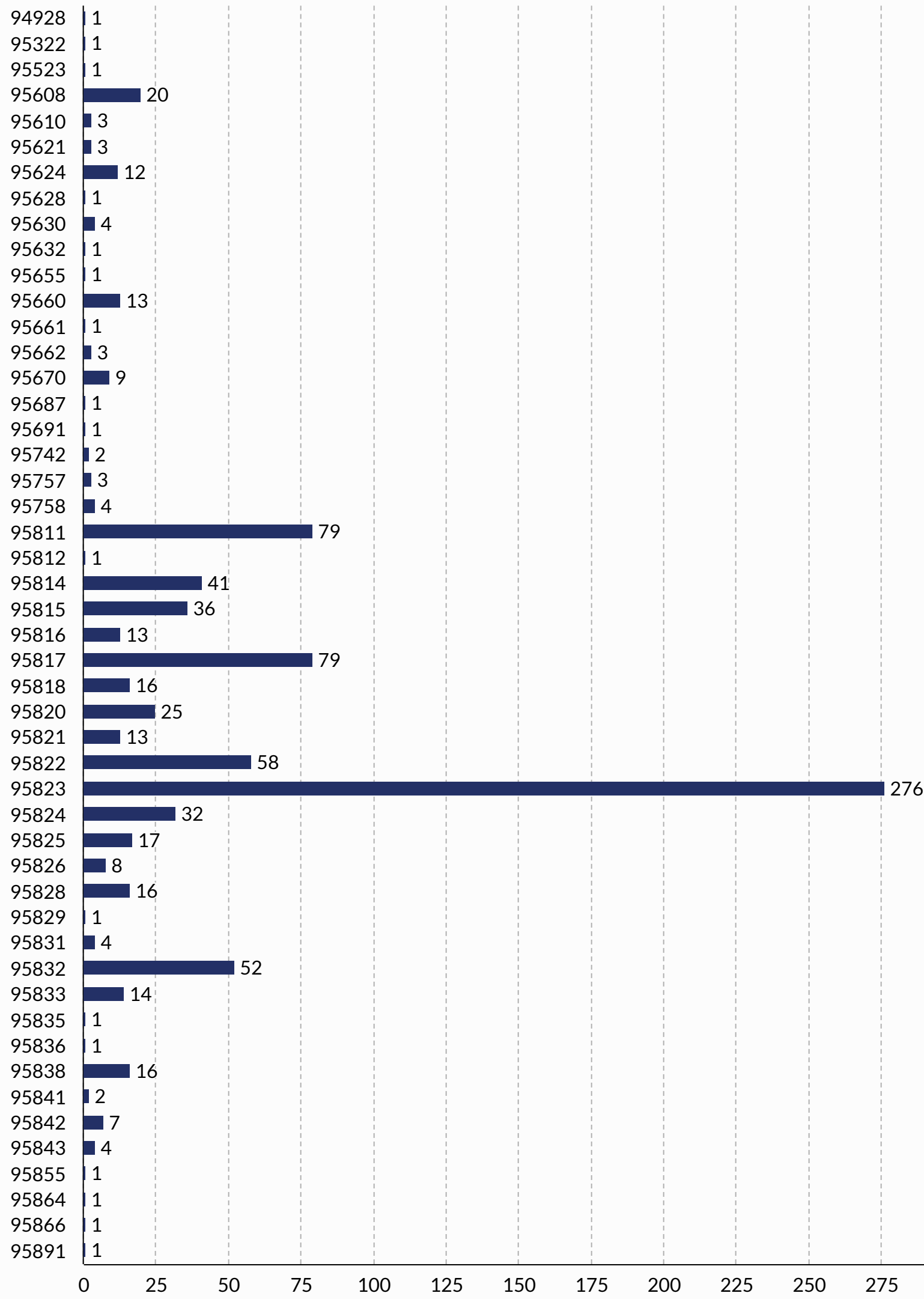
The guest self-declares their status as Chronic Homeless at time of intake and is subject to change if new information from the Guest negates the status.

P R I O R Z I P C O D E S

Admitted Zip Codes: June



Admitted Zip Codes: Program Total



Prior Zip Code:

Refers to the different parts of the city where guests were found living prior to entry into the shelter. Only zip codes with reported data are listed.

SPOTLIGHT



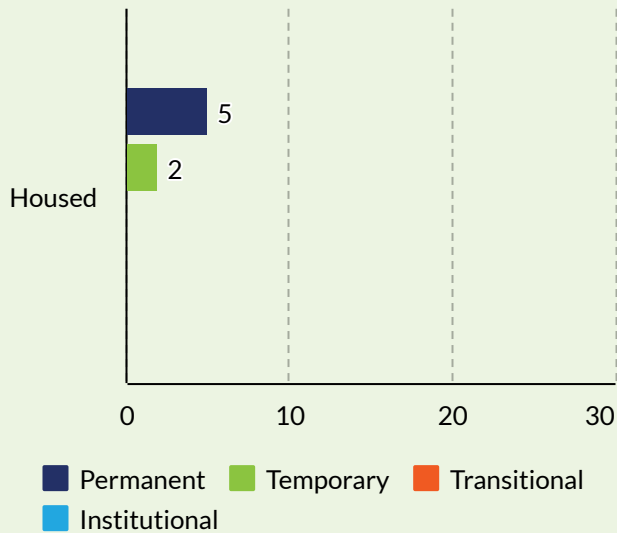
**Why do you think people
become homeless?**

*"Many people live paycheck to
paycheck. If you get laid off or
even have a break up [the] loss
of income can get you put out..."*

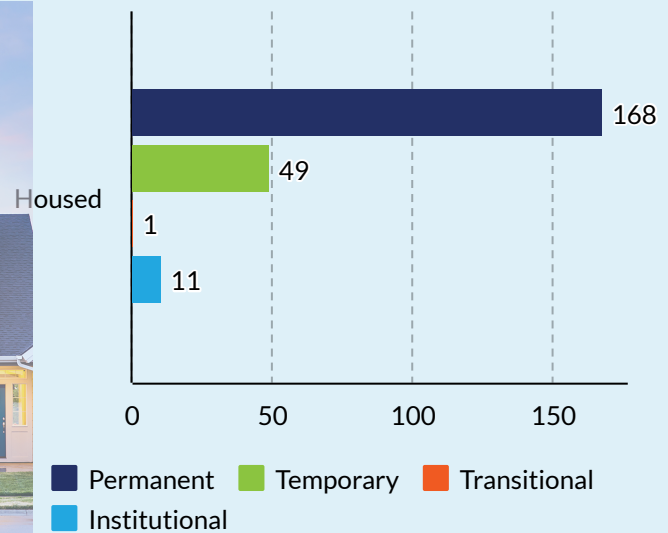
CH
Shelter Guest

HOUSED

Housed Guests: June



Housed Guests: Program Total



Housing Terms Defined

Permanent Housing:

The guest must be the tenant on a lease (or sublease) for an initial term of at least one year that is renewable and is terminable only for cause.

Temporary Housing:

The guest declares they are living on a temporary basis with family or friends.

Transitional Housing:

The guest lives in housing for a defined time period and may include supportive services.

Institution:

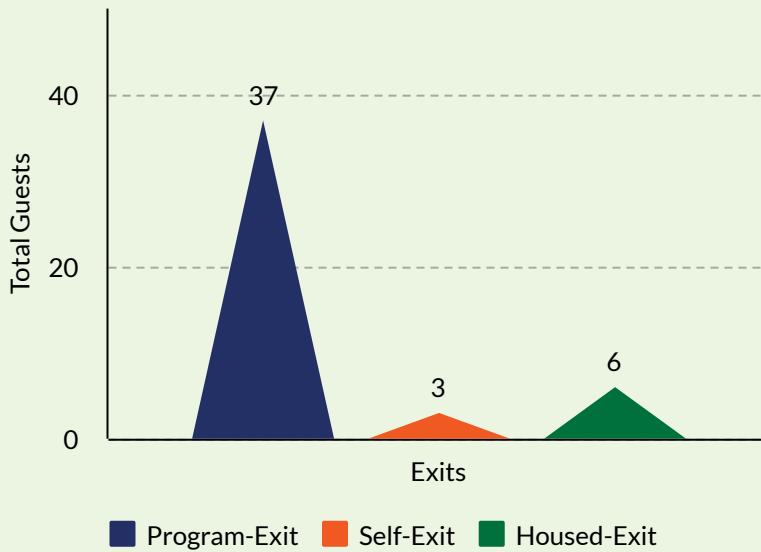
The guest lives in:

- Foster Care Home or Foster Care Group Home
- Psychiatric Hospital or other Psychiatric Facility
- Substance Abuse Treatment Facility or Detox Center
- Hospital or Residential Non-Psychiatric Medical Facility
- Jail, Prison or Juvenile Detention Facility
- Residential Project or Halfway House with no homeless criteria
- Long-term Care Facility or Nursing Home

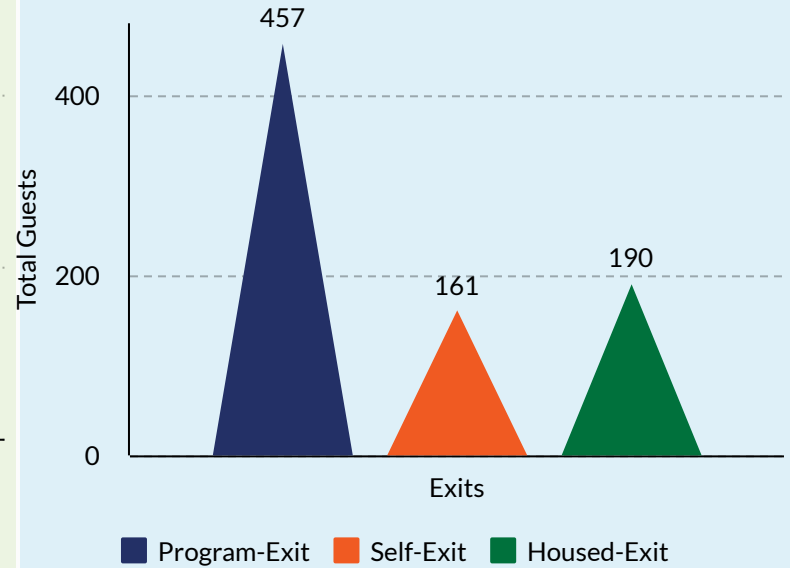
The Program Total counts may increase without proper accounting from the prior monthly totals. This is due to the delay in the verification of a guest's move out address and/or exit interview. Without a verified address the guest cannot be categorized in any of the housed options. When an address is verified, the update is recorded on the next report in the appropriate housing Program Total section.

EXITS

Exits: June



Exits: Program Total



Exits Defined

Program-Exit:

Exit based on noncompliance of program rules.

Self-Exit:

Exit based on the guest leaving the program of their own choice.

Housed-Exit:

Exit based on the guest leaving the program to Permanent, Transitional, Temporary Housing or to an Institution.


The counts in the Program Total may fluctuate without proper accounting from the monthly total. This is due to the delay in the verification of a guest's move out address and/or exit interview. The type of exit does not dictate the destination.

June Total

Program Total



Guests Arrived Employed



Guests Newly Employed



Guests Unemployed
and
Seeking Employment



All Guests Employed



Guests Unemployed
and
Seeking Employment

Employed Terms Defined

Guests Arrived Employed (Monthly Total):

The guest declares that they are currently employed at time of intake.

Guests Newly Employed (Monthly Total):

The guest declares that they have gained employment during their stay.

Guests Unemployed and Seeking (Monthly Total):

The guest declares that they are unemployed and currently seeking employment at time of intake.

Note: Not all guests that are Unemployed are Seeking Employment due to various reasons such as: emotional and physical health, disabilities, or other prioritized tasks for self stabilization. As well, this section will not equal the total of all admitted nor the total of in-house occupancy because the categories pull data across multiple groups of people that are guests.

All Guests Employed (Program Total):

The program year to date total is of all guests that have arrived employed or gained employment.

All Guests Unemployed and Seeking Employment (Program Total):

The program year to date total is of all guests that have arrived unemployed and are currently seeking employment.

EXITED WITH GAINED INCOME

Exited with Gained Income: June



Exited with Gained Income: Program Total



Exited with Gained Income Defined

Guests that exited with gained income (employment, benefits, pension, retirement, etc.) during their stay at the shelter.

SERVICES RECEIVED: ON SITE

Guest Bed Nights: June



Guest Bed Nights: Program Total



Guest Meals: June



Guest Meals: Program Total



SPOTLIGHT



How do you think people who are not homeless view people who are homeless?

"I would think they feel sorry for them. I still believe that most people are empathetic and good at heart. I also know that there is a certain population that judges them, (us), harshly."

CP
Guest

All reports are accessible on the SHRA.org website, under Find Housing-
Emergency Housing and Homeless Resources- Meadowview Navigation Center:
<https://www.shra.org/meadowview-navigation-center/>

Please refer all inquiries to SHRA Homeless Innovations Department:
Shelter Information (916) 440-1382
HIQuestions@shra.org

All data is pulled from the Homeless Management Information System and represents a
snapshot in time. Data is subject to change as it is reviewed and corrected.