



X STREET
NAVIGATION CENTER

2970 X STREET

City of
SACRAMENTO



X- Street Navigation Center

Opened September 21, 2021

Weekly Report- April 5 to April 11, 2023

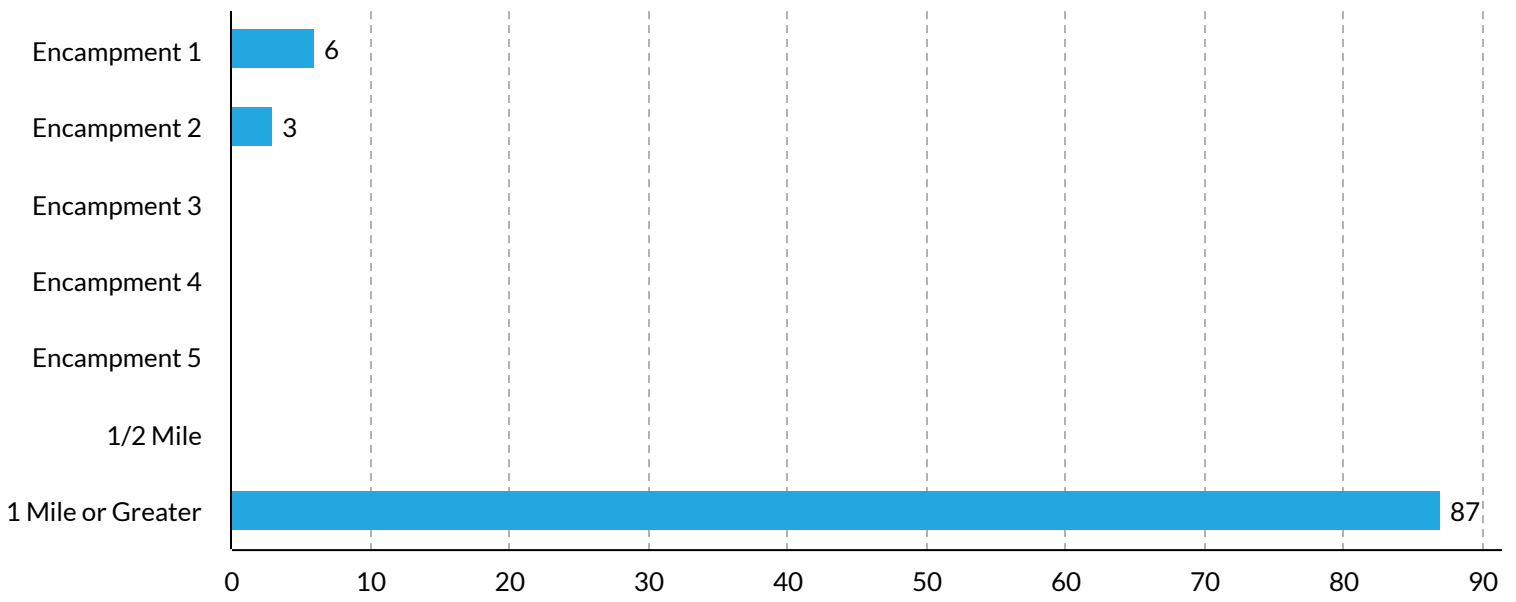
		Beds Filled %	Gender	Age	Animals	Services: Meals and Bed Nights	
As of April 11th, 2023 96 Guests	96%	Female . . .	22				
		Male . . .	73	18-24	1		
		No Single Gender . . .	1	25-34	21	12	Meals 3,345
		Transgender . . .	0	35-54	36		Bed Nights 630
		Questioning . . .	0	55-61	29		
		Client Doesn't Know . .	0	62+	9		
		Client Refused . . .	0				
Project Year to Date (PYTD) 741 Guests		Female . . .	239				
		Male . . .	495	18-24	13		
		No Single Gender . . .	5	25-34	127	50	Meals 238,095
		Transgender . . .	2	35-54	348		Bed Nights 41,742
		Questioning . . .	0	55-61	153		
		Client Doesn't Know . .	0	62+	100		
		Client Refused . . .	0				

Animals:

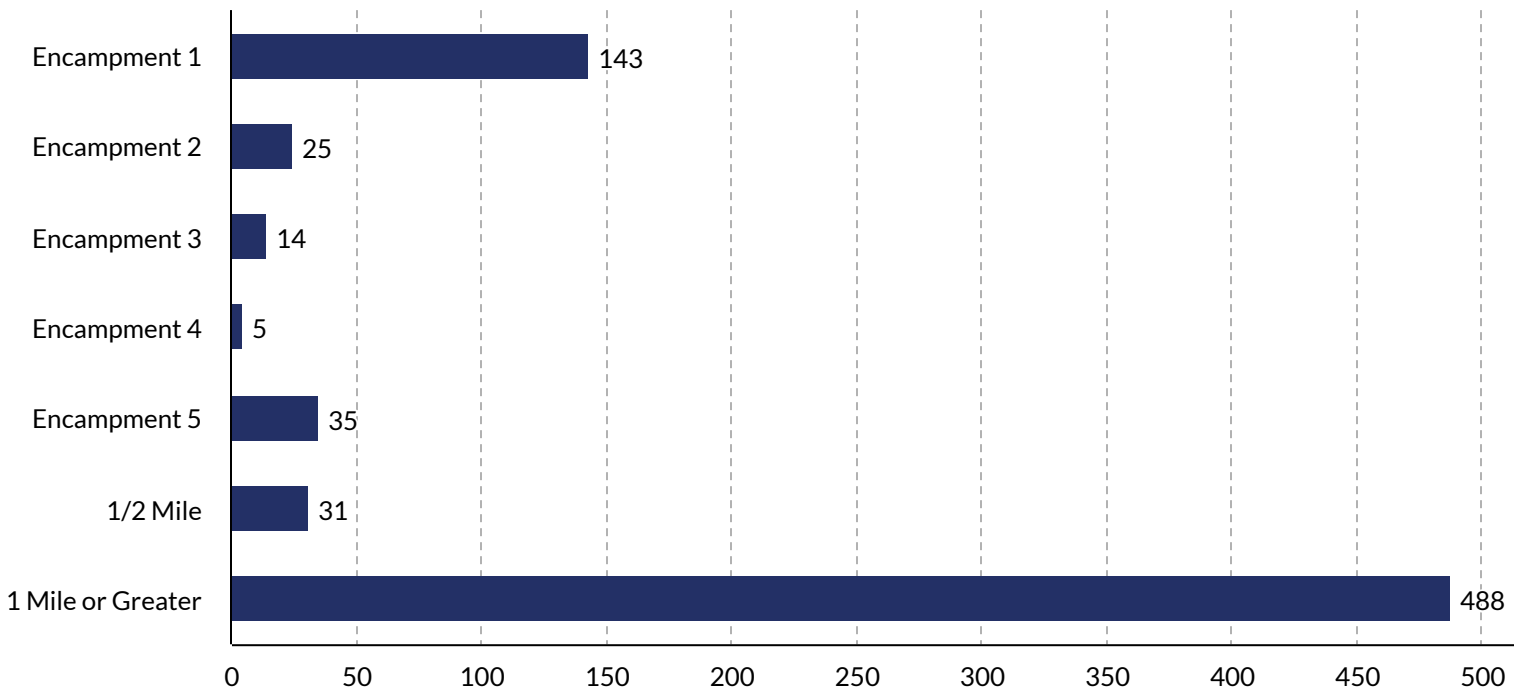
The number of guest pets.

Admitted Encampments

Week



PYTD



Admitted Encampments:

Refers to the different parts of the city where Guests were found living prior to entry into the shelter.

Defined Terms

Encampment 1

Located near X Street and Alhambra.

Encampment 2

Located near 26th and X Street.

Encampment 3

Located near W Street and Alhambra.

Encampment 4

Located near 30th and T Street.

Encampment 5

Located near Broadway and Alhambra.

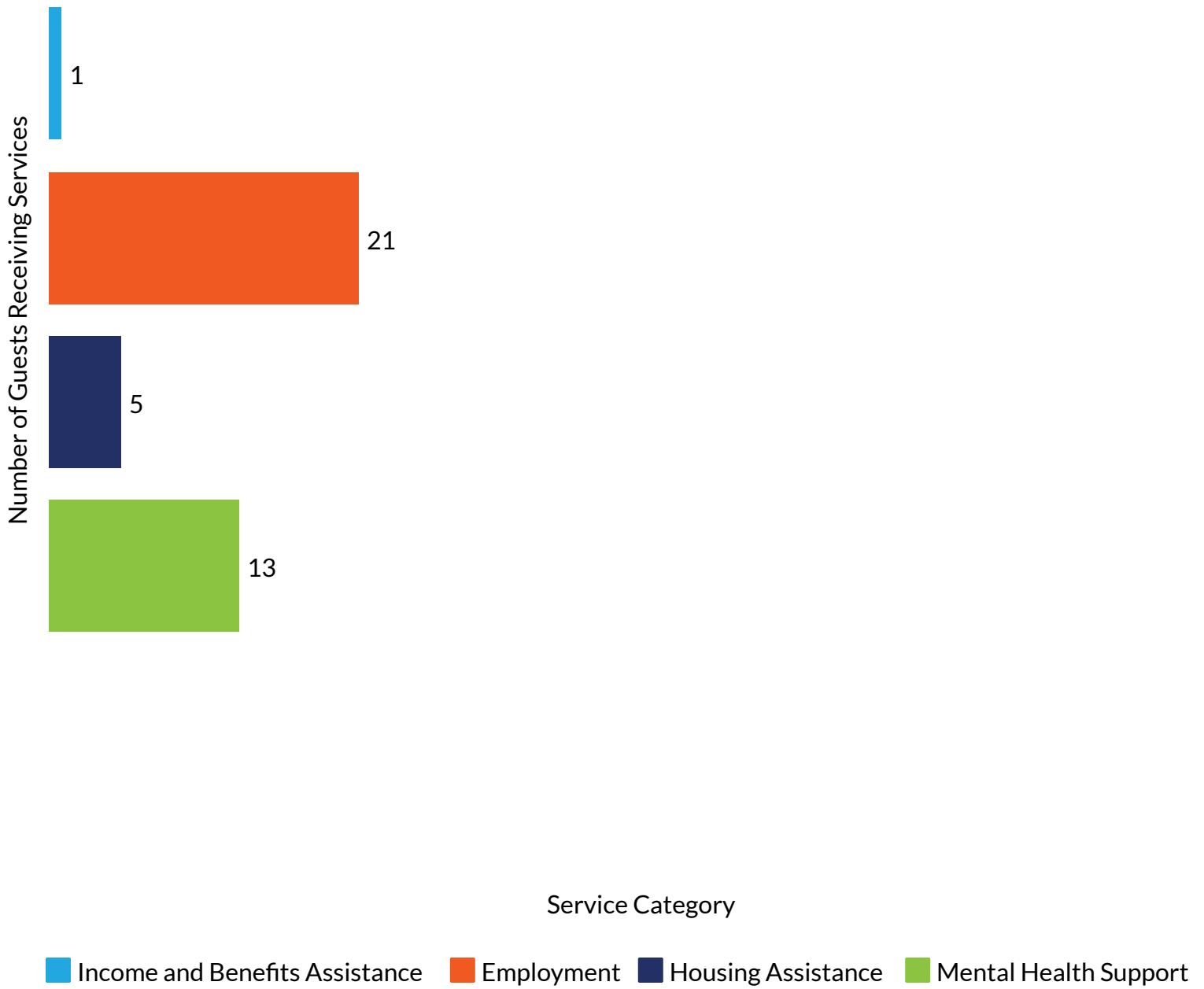
1/2 Mile

The guests previously lived in an uninhabitable area less than 1/2 mile outside of the shelter.

1 Mile or Greater

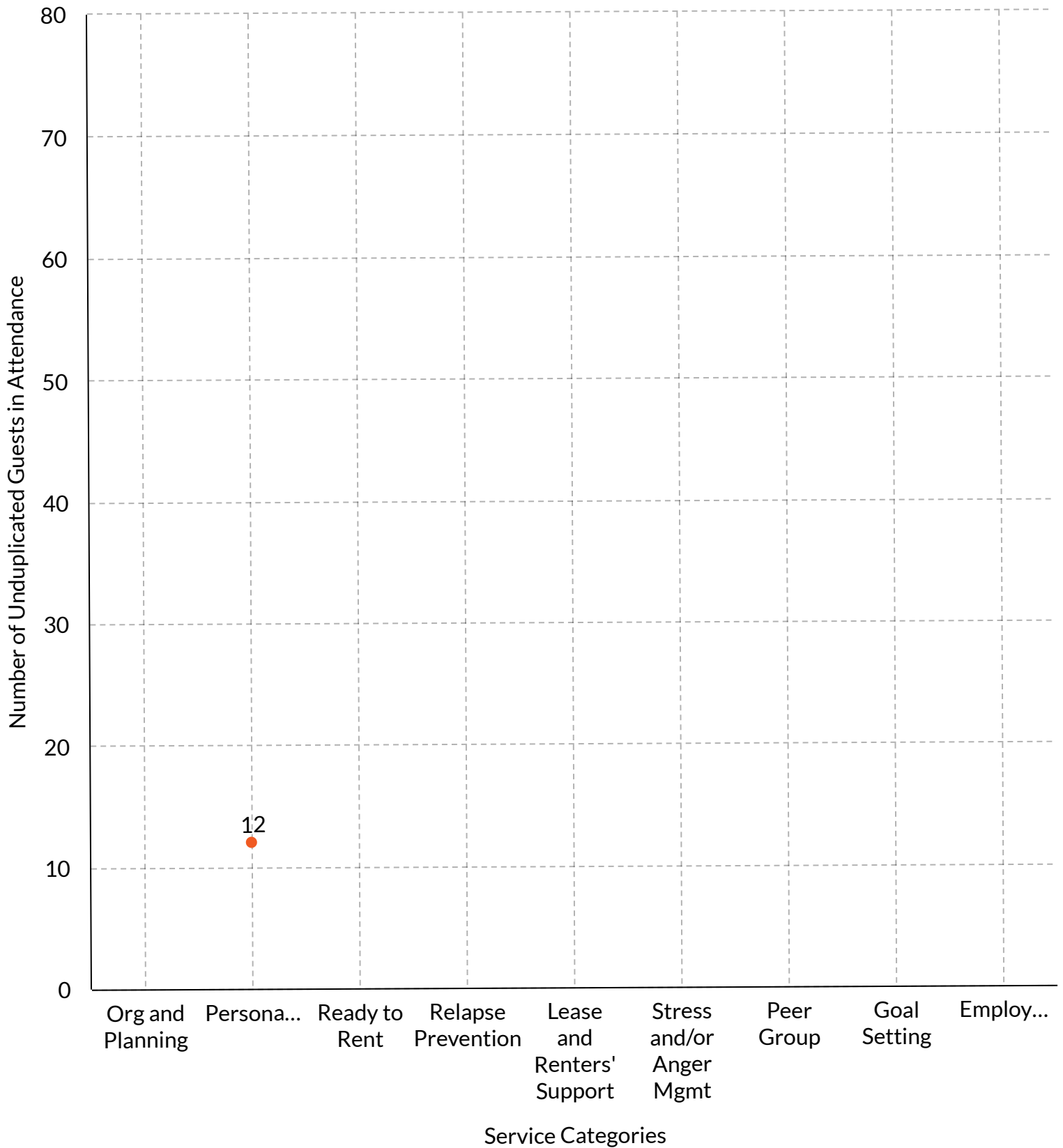
The guests previously lived in an uninhabitable area 1 mile or greater outside of the shelter.

Weekly Services



Each Service Category is comprised of a multitude of services that are available to the guests. A guest may receive multiple services recorded under one category based on their need. The total count of possible guests will reflect the fluctuation of all guests throughout the time frame captured, which may surpass the end of week "in-house count".

Weekly Workshops



Each Service Category is comprised of a multitude of services that are available to the guests. A guest may receive multiple services recorded under one category based on their need. The total count of possible guests will reflect the fluctuation of all guests throughout the time frame captured, which may surpass the end of week "in-house count".

Project Year to Date Successes

Employed

75 of 741

Housed

216 of 645

Exited with Gained Income

21 of 645



117

Permanent Housing



34

Transitional Housing



46

Temporary Housing



19

Institution

PYTD Success Terms

(645 guests have exited PYTD)

Housed:

Guests that exited and obtained temporary, transitional or permanent housing as of project year to date.

Permanent Housing:

The guest must be the tenant on a lease (or sublease) for an initial term of at least one year that is renewable and is terminable only for cause.

Temporary Housing:

The guest declares they are living on a temporary basis with family or friends.

Transitional Housing:

The guest lives in housing for a defined time period and may include supportive services.

Institution:

The guest lives in:

- Foster Care Home or Foster Care Group Home
- Psychiatric Hospital or other Psychiatric Facility
- Substance Abuse Treatment Facility or Detox Center
- Hospital or Residential Non-Psychiatric Medical Facility
- Jail, Prison or Juvenile Detention Facility
- Residential Project or Halfway House with no homeless criteria
- Long-term Care Facility or Nursing Home

Employed:

Guests that arrived employed at time of intake or gained employment during their stay at the shelter as of project year to date.

Exited with Gained Income:

Guests that exited and gained income (employment, benefits, pension, retirement, etc.) during their stay at the shelter as of project year to date.



All SHRA reports are accessible on
the SHRA.org website, under Find Housing-
Emergency Housing and Homeless Resources- X Street Navigation Center:
<https://www.shra.org/x-street-navigation-center/>

Please refer all inquiries to SHRA Homeless Innovations Department:
Shelter Information
(916) 440-1382
HIQuestions@shra.org

All data is pulled from the Homeless Management Information System and represents a
snapshot in time. Data is subject to change as it is reviewed and corrected.