



# X- Street Navigation Center

Opened September 21, 2021

## Weekly Report- November 16 to November 22, 2022

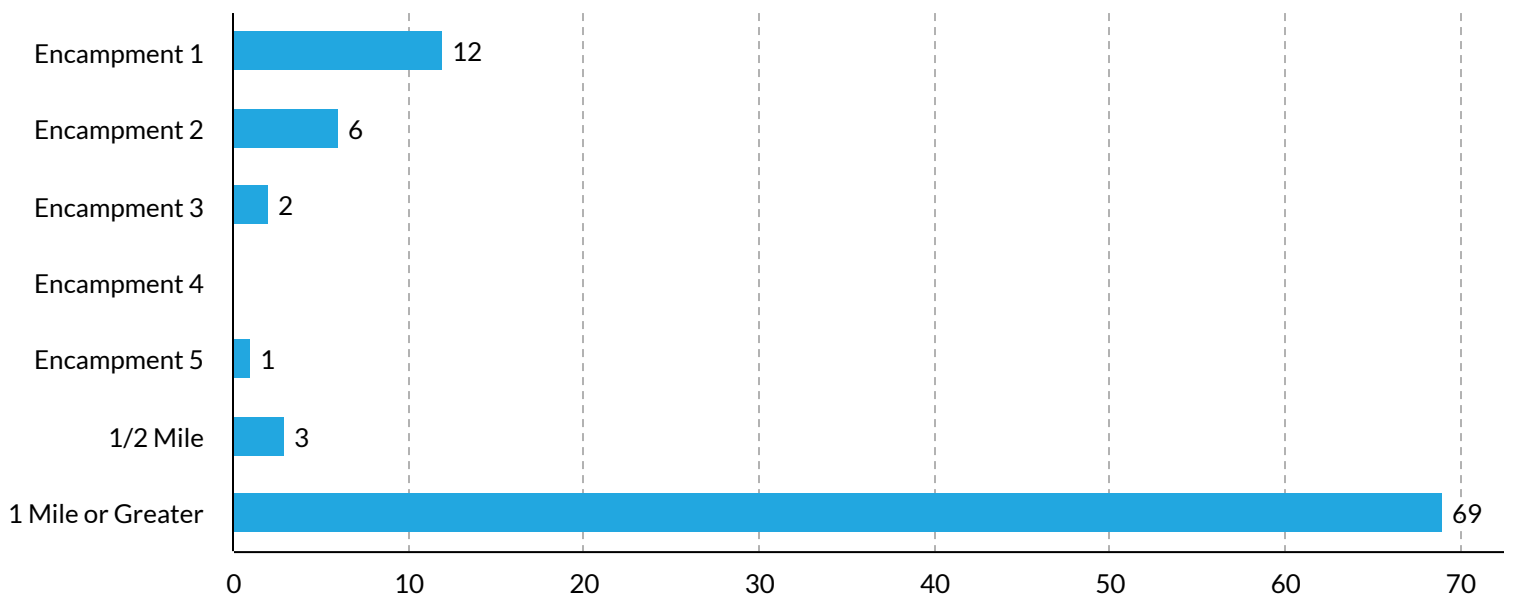
	Beds Filled %	Gender	Age	Animals	Services: Meals and Bed Nights		
As of November 22nd, 2022 93 Guests	<b>93%</b>	Female . . .	33				
		Male . . .	59	18-24	2		
		No Single Gender . . .	1	25-34	11	<b>19</b>	Meals <b>3,344</b>
		Transgender . . .	0	35-54	46		Bed Nights <b>604</b>
		Questioning . . .	0	55-61	24		
		Client Doesn't Know . .	0	62+	10		
		Client Refused . . .	0				
Project Year to Date (PYTD) 557 Guests		Female . . .	196				
		Male . . .	357	18-24	12	<b>42</b>	Meals <b>166,187</b>
		No Single Gender . . .	3	25-34	84		Bed Nights <b>29,969</b>
		Transgender . . .	1	35-54	270		
		Questioning . . .	0	55-61	115		
		Client Doesn't Know . .	0	62+	76		
		Client Refused . . .	0				

Animals:

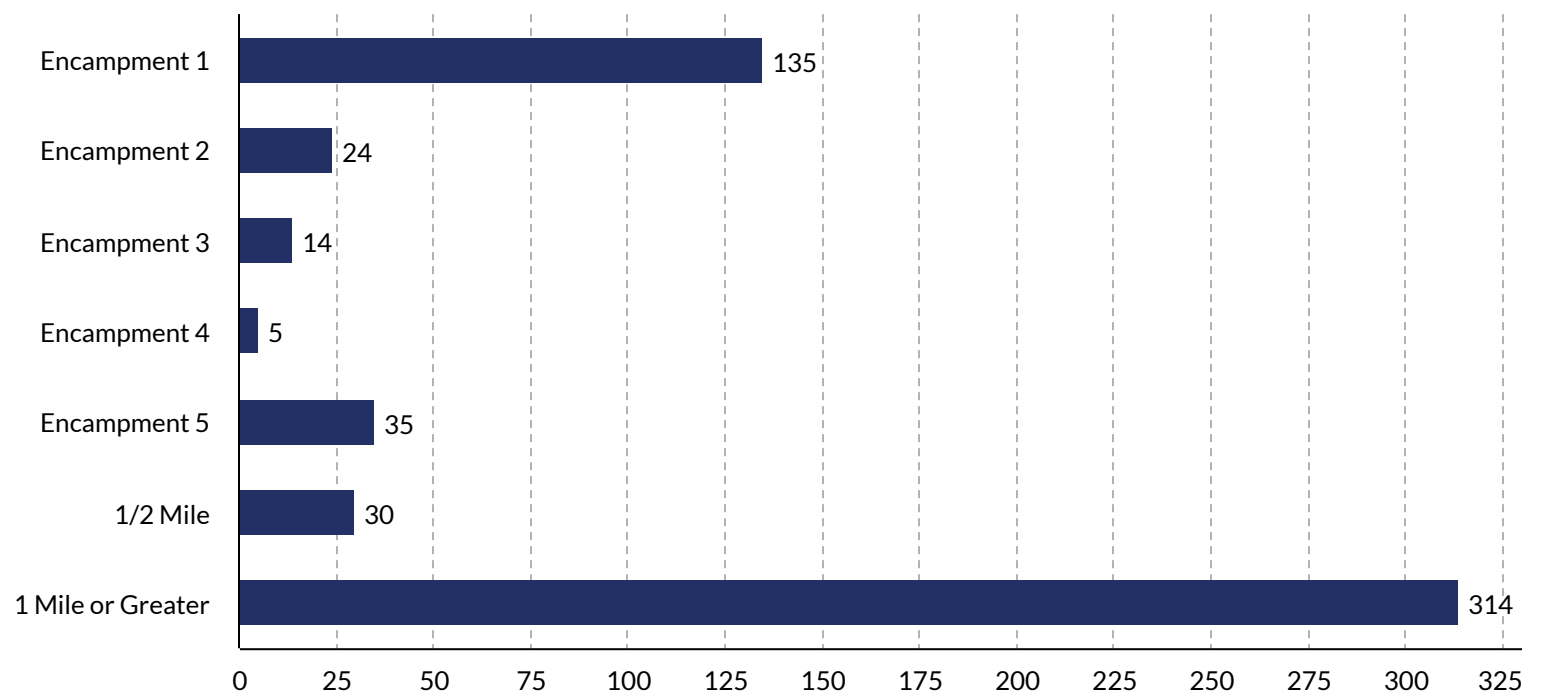
The number of guest pets.

# Admitted Encampments

Week



PYTD



## Admitted Encampments:

Refers to the different parts of the city where Guests were found living prior to entry into the shelter.

## Defined Terms

### **Encampment 1**

Located near X Street and Alhambra.

### **Encampment 2**

Located near 26th and X Street.

### **Encampment 3**

Located near W Street and Alhambra.

### **Encampment 4**

Located near 30th and T Street.

### **Encampment 5**

Located near Broadway and Alhambra.

### **1/2 Mile**

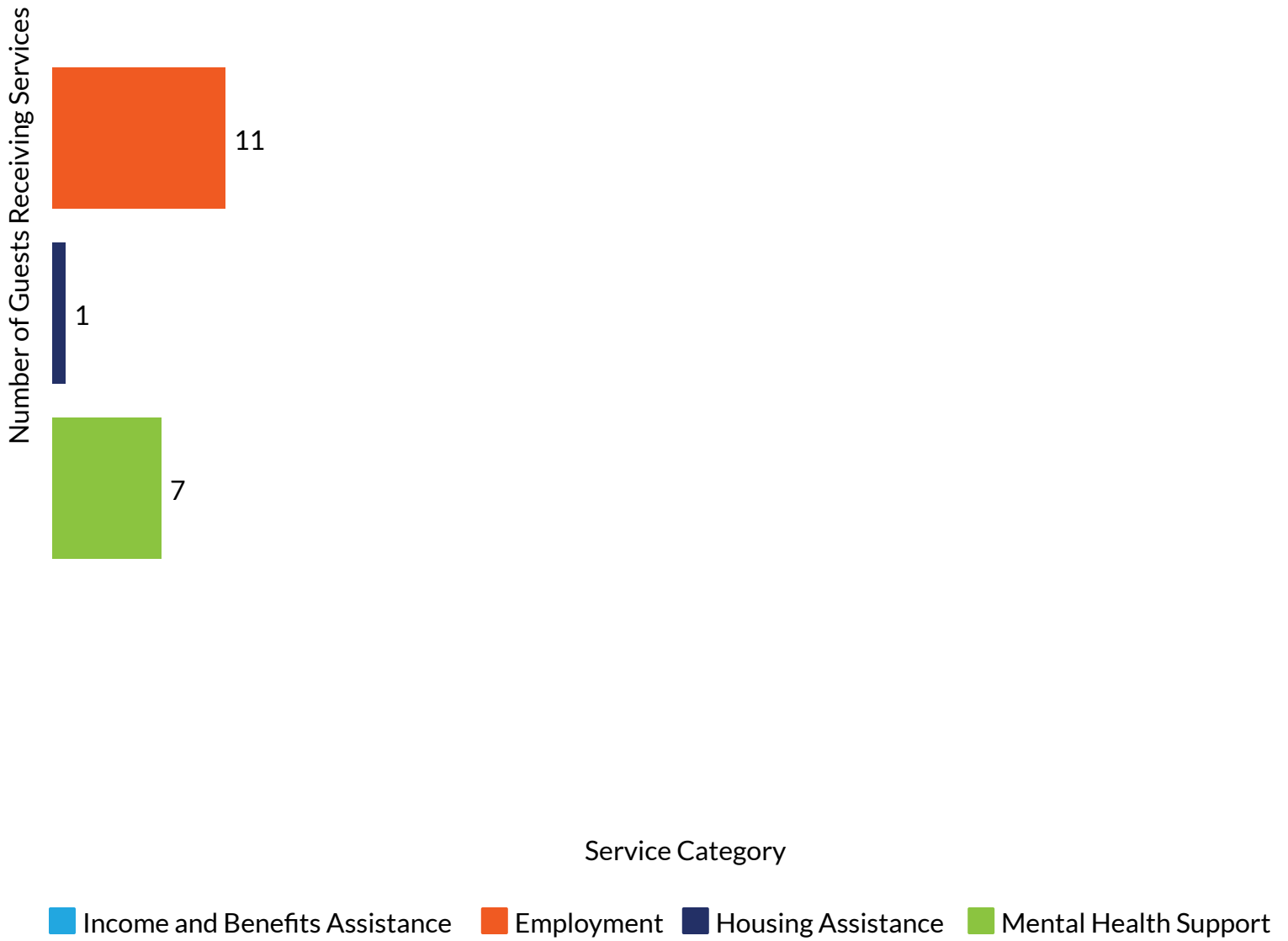
The guests previously lived in an uninhabitable area less than 1/2 mile outside of the shelter.

### **1 Mile or Greater**

The guests previously lived in an uninhabitable area 1 mile or greater outside of the shelter.

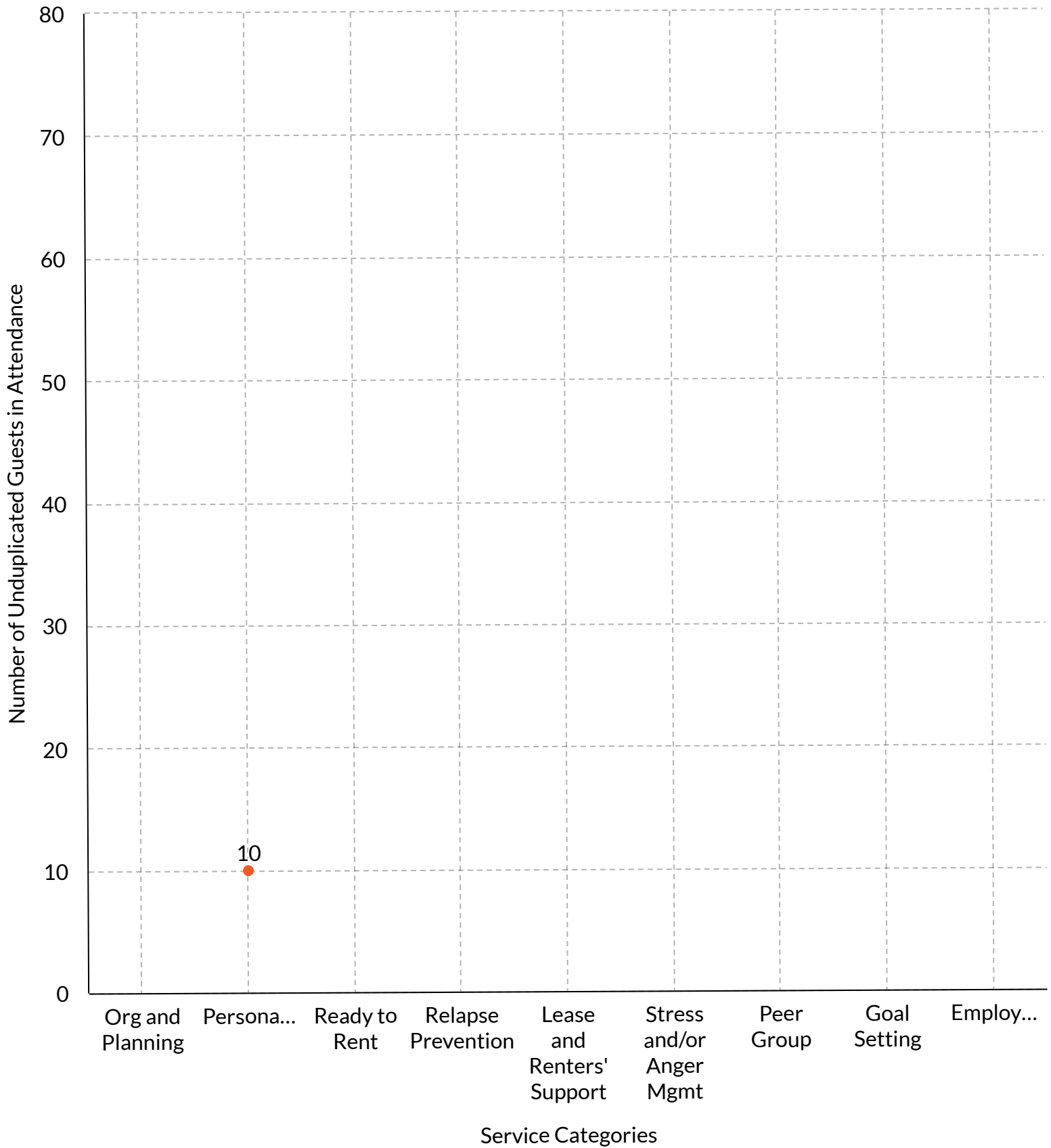
# Weekly Services

---



Each Service Category is comprised of a multitude of services that are available to the guests. A guest may receive multiple services recorded under one category based on their need. The total count of possible guests will reflect the fluctuation of all guests throughout the time frame captured, which may surpass the end of week "in-house count".

# Weekly Workshops



# Project Year to Date Successes

Employed

51 of 557

Housed

143 of 464

Exited with Gained Income

11 of 464



Permanent Housing



Transitional Housing



Temporary Housing



Institution

## PYTD Success Terms

(464 guests have exited PYTD)

### **Housed:**

Guests that exited and obtained temporary, transitional or permanent housing as of project year to date.

#### ***Permanent Housing:***

The guest must be the tenant on a lease (or sublease) for an initial term of at least one year that is renewable and is terminable only for cause.

#### ***Temporary Housing:***

The guest declares they are living on a temporary basis with family or friends.

#### ***Transitional Housing:***

The guest lives in housing for a defined time period and may include supportive services.

**Institution:**

The guest lives in:

- Foster Care Home or Foster Care Group Home
- Psychiatric Hospital or other Psychiatric Facility
- Substance Abuse Treatment Facility or Detox Center
- Hospital or Residential Non-Psychiatric Medical Facility
- Jail, Prison or Juvenile Detention Facility
- Residential Project or Halfway House with no homeless criteria
- Long-term Care Facility or Nursing Home

**Employed:**

Guests that arrived employed at time of intake or gained employment during their stay at the shelter as of project year to date.

**Exited with Gained Income:**

Guests that exited and gained income (employment, benefits, pension, retirement, etc.) during their stay at the shelter as of project year to date.



All SHRA reports are accessible on  
the SHRA.org website, under Find Housing-  
Emergency Housing and Homeless Resources- X Street Navigation Center:  
<https://www.shra.org/x-street-navigation-center/>

Please refer all inquiries to SHRA Homeless Innovations Department:  
Shelter Information  
(916) 440-1382  
[HIQuestions@shra.org](mailto:HIQuestions@shra.org)

All data is pulled from the Homeless Management Information System and represents a snapshot in time. Data is subject to change as it is reviewed and corrected.