



MEADOWVIEW
NAVIGATION CENTER

Meadowview Navigation Center

Opened October 1, 2020

October 5 to October 11, 2022

	Beds Filled %	Age	Services: Meals and Bed Nights	
<u>As of October 11th 2022</u>	91%	18-24 4	Meals	1084
91 Guests		25-34 15		
		35-54 37		
		55-61 24		
		62+ 11		
Project Year to Date (PYTD)			18-24 41	Meals
709 Guests	25-34 110	Bed Nights	43,501	
	35-54 342			
	55-61 123			
	62+ 93			

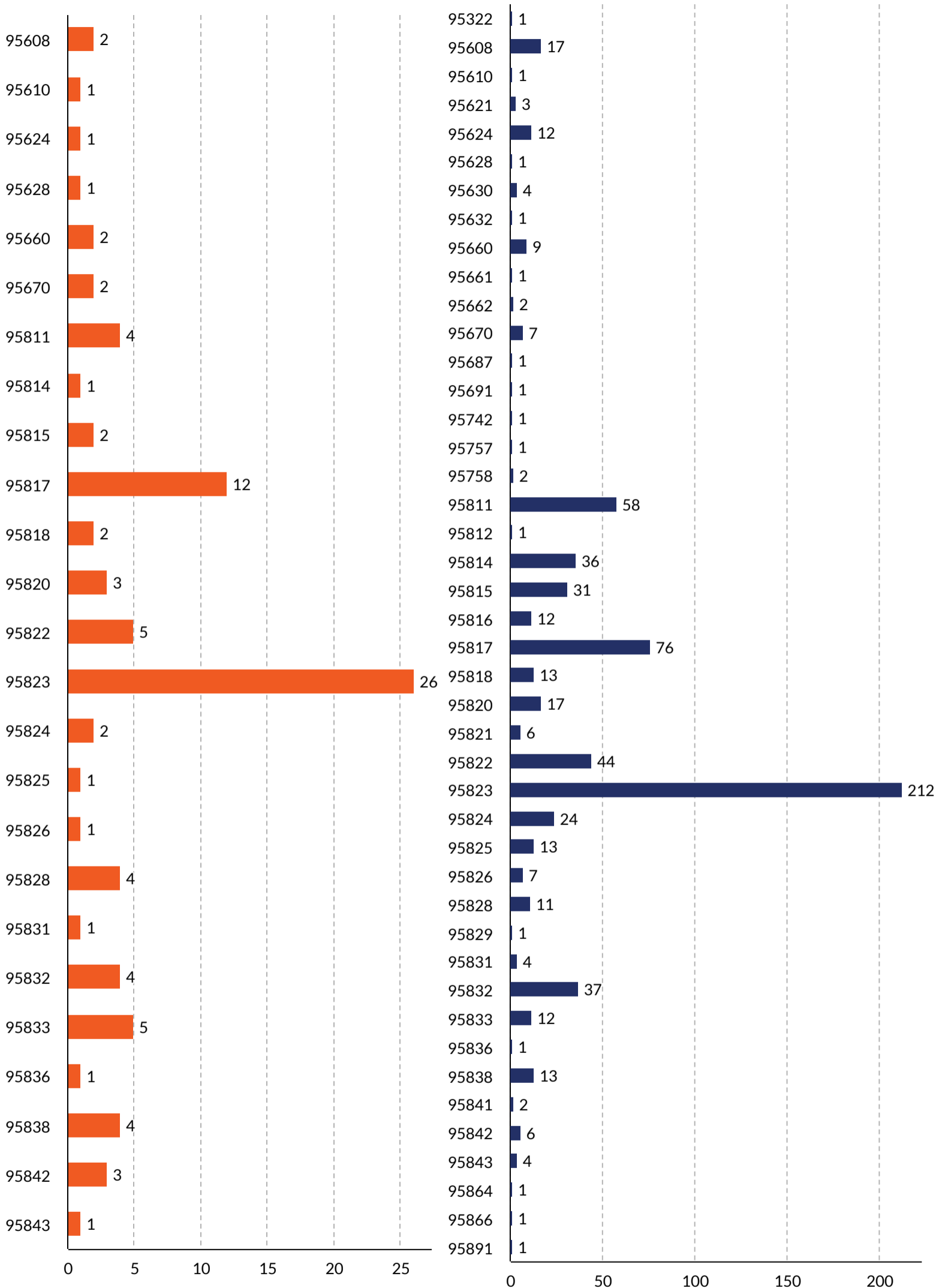
Meals and Bed Nights:

Each week the on-site service provider reviews data and makes corrections. These corrections can only be reflected on the next report in the PYTD total.

Admitted Zip Codes

Week

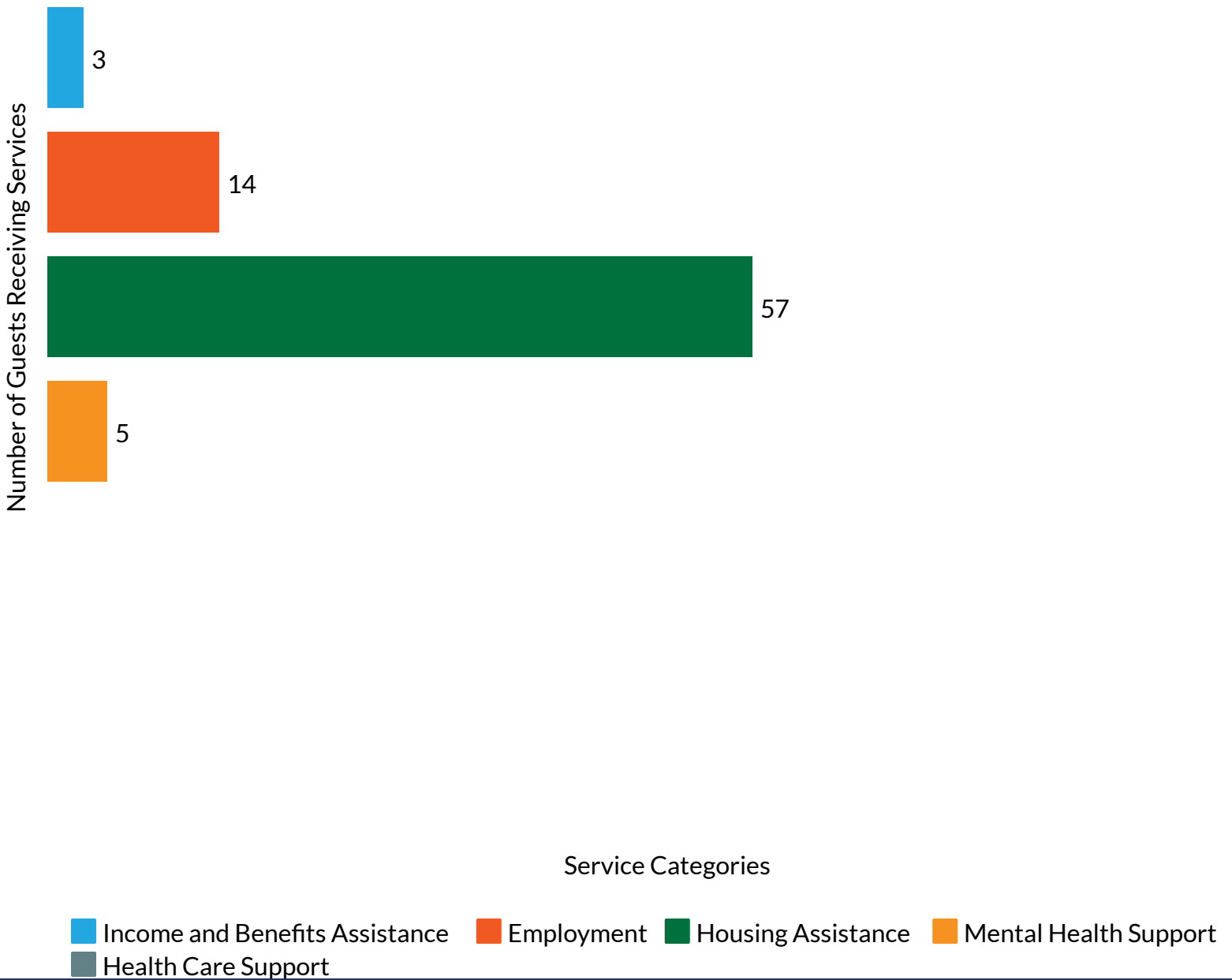
PYTD



[Previous Zip Codes:](#)

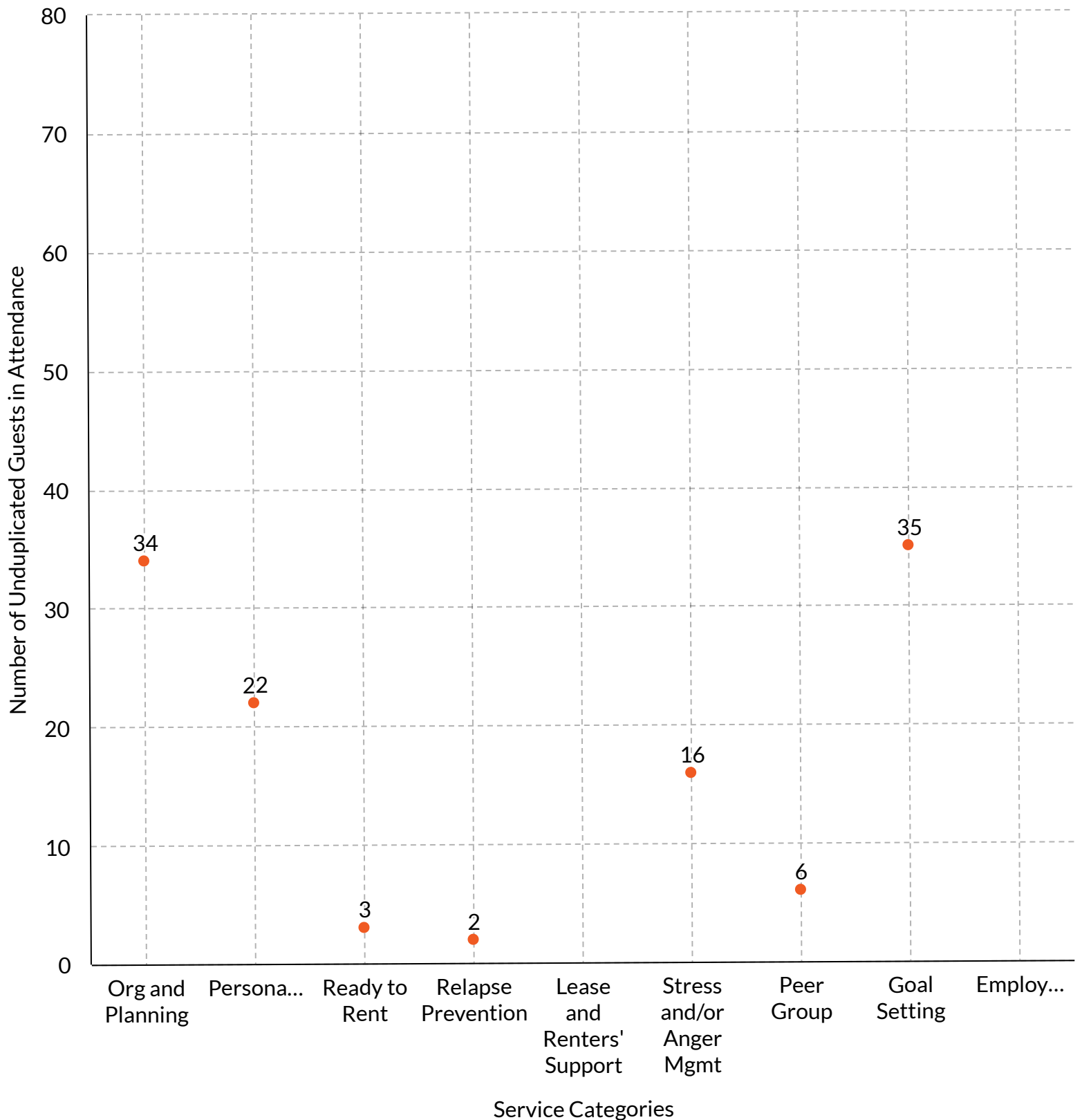
The Guest self-reports in the Shelter Survey the location of where they resided prior to entry into the shelter. The individual zip code counts may increase/decrease without proper accounting from the prior weekly totals in the PYTD section. This is due to a delay in the verification of a Guest's prior address. Without a verified address the Guest is placed temporarily with a zip code tied to the area reported. Once an address is verified, the update is recorded on the next report.

Weekly Service Summary



Each Service Category is comprised of a multitude of services that are available to the Guests. A Guest may receive multiple services recorded under one category based on their need. The total count of possible Guests will reflect the fluctuation of all Guests throughout the time frame captured, which may surpass the end of week "in-house count".

Weekly Workshops



The total count of possible Guests will reflect the fluctuation of all Guests throughout the time frame captured, which may surpass the end of week "in-house count".

Project Year to Date Successes

Employed

91 of 709

Housed

174 of 618

Exited with Gained Income

46 of 618



126

Permanent Housing



1

Transitional Housing



38

Temporary Housing



09

Institution

PYTD Success Terms
(618 Guests have exited PYTD)

Housed:

Guests that exited and obtained temporary, transitional or permanent housing or reside at an institution as of project year to date.

Permanent Housing:

The guest must be the tenant on a lease (or sublease) for an initial term of at least one year that is renewable and is terminable only for cause.

Temporary Housing:

The guest declares they are living on a temporary basis with family or friends.

Transitional Housing:

The guest lives in housing for a defined time period and may include supportive services.

Institution:

The guest lives in:

- Foster Care Home or Foster Care Group Home
- Psychiatric Hospital or other Psychiatric Facility
- Substance Abuse Treatment Facility or Detox Center
- Hospital or Residential Non-Psychiatric Medical Facility
- Jail, Prison or Juvenile Detention Facility
- Residential Project or Halfway House with no homeless criteria
- Long-term Care Facility or Nursing Home

Employed:

Guests that arrived employed at time of intake or gained employment during their stay at the shelter as of project year to date.

Exited with Gained Income:

Guests that exited and gained income (employment, benefits, pension, retirement, etc.) during their stay at the shelter as of project year to date.

Service Categories that are Provided to Support and Stabilize Housed Guests:

Guests are provided the following services after they are housed to assist with their successful transition towards self sufficiency:

- **AOD Services:**
Alcohol and drug abuse services
- **Case Management:**
Check-ins with guests to assist with circumventing obstacles that may arise
- **Education**
- **Employment**
- **Legal Services**
- **Life Skills:**
The everyday activities pertaining to taking care of oneself and their residency
- **Mental Health**
- **Transportation:**
Assisting guests to various appointments that are integral to their success



All Reports are accessible on the SHRA.org website, under Find Housing-
Emergency Housing and Homeless Resources- Meadowview Navigation Center:
<https://www.shra.org/meadowview-navigation-center/>

Please refer all inquiries to SHRA Homeless Innovations Department:
Shelter Information
(916) 440-1382
HIQuestions@shra.org

All data is pulled from the Homeless Management Information System and represents a snapshot in time. Data is subject to change as it is reviewed and corrected.