

Emergency Bridge Housing At the Grove

Monthly Report- May 2022

Opened June 10th, 2020



ADMITTED

Admitted Guests: May



Admitted Guests: Program Total



EBH Recap

May

- 7 people admitted
- 7 people exited
- 24 occupancy as of 5/31/22

Program Total

- 229 people admitted
- 205 people exited



What do you like about
Emergency Bridge Housing?

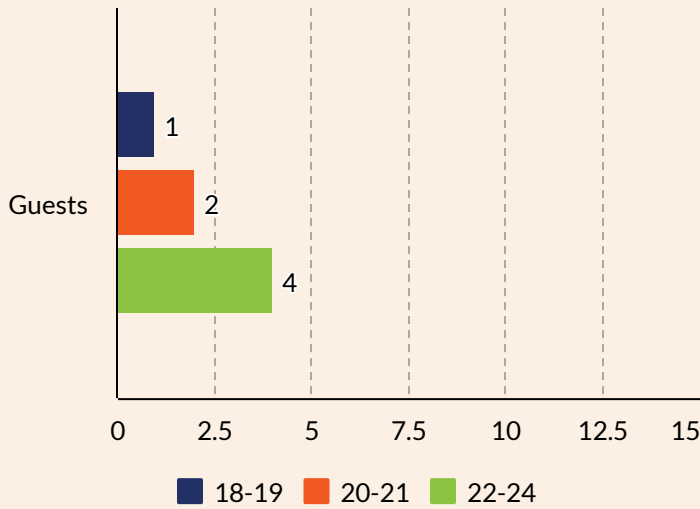
*"I feel safe here and I have more of
a sense of independence. I feel like
I am able to grow here."*

D

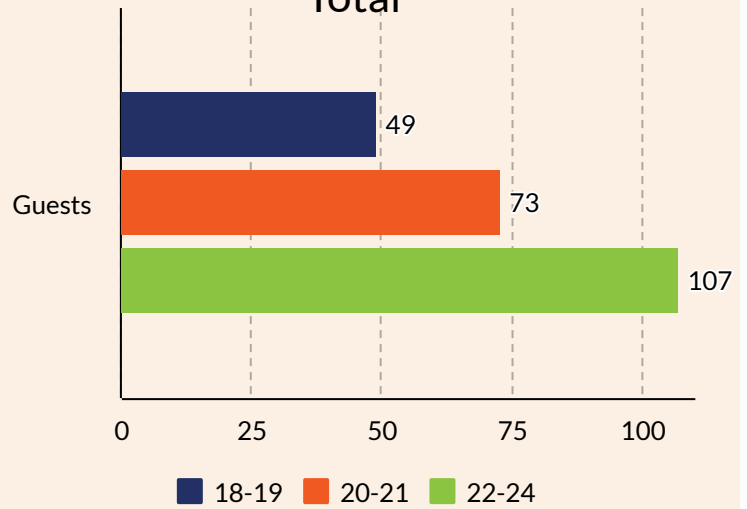
EBH Guest

AGE

Admitted Guest Age: May



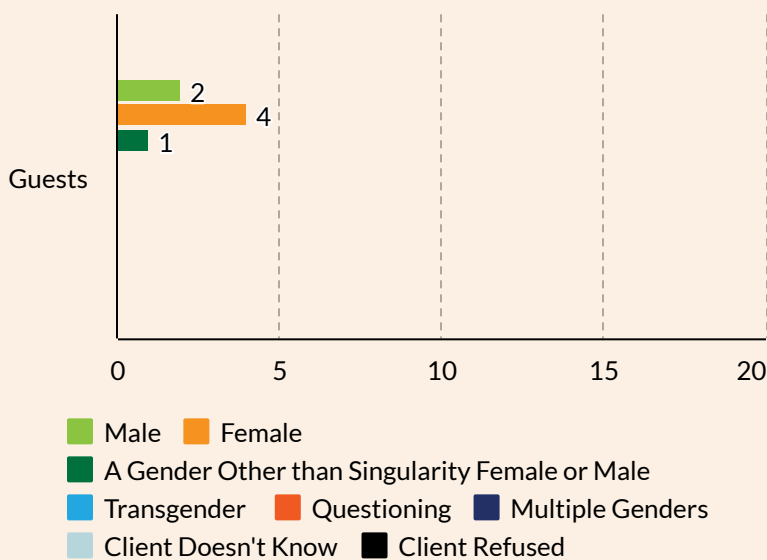
Admitted Guest Age: Program Total



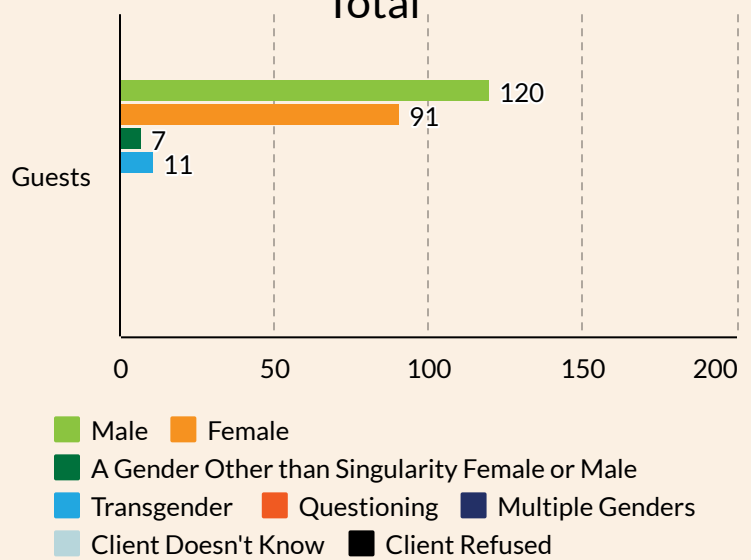
To meet eligibility requirements for this program guests need to fall between the ages of 18-24 years of age at time of entry.

GENDER

Admitted Guest Gender: May




Admitted Guest Gender: Program Total



Guests can re-classify their gender at anytime. Only categories with reported data are listed. The Homeless Management Information System that is used as our database has undergone updates, which has affected the names of the gender categories.

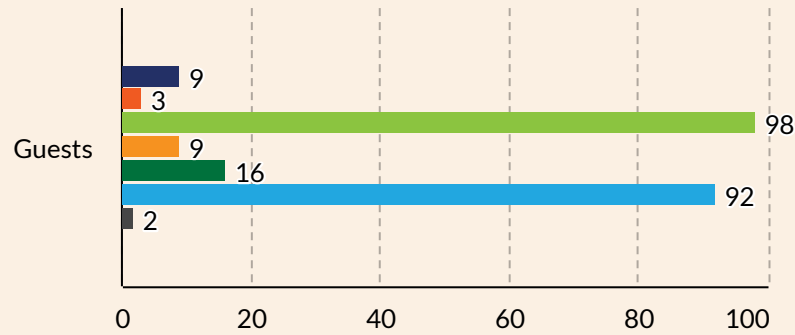
RACE

Admitted Races: May



■ American Indian or Alaska Native or Indigenous
■ Asian or Asian American
■ Black or African American or African
■ Native Hawaiian or Other Pacific Islander
■ Multiple Races ■ White ■ Client Doesn't Know/Refused

Admitted Races: Program Total

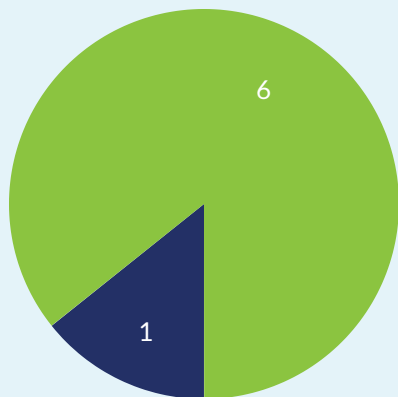


■ American Indian or Alaska Native or Indigenous
■ Asian or Asian American
■ Black or African American or African
■ Native Hawaiian or Other Pacific Islander
■ Multiple Races ■ White ■ Client Doesn't Know/Refused

Guests can re-classify their race at anytime.

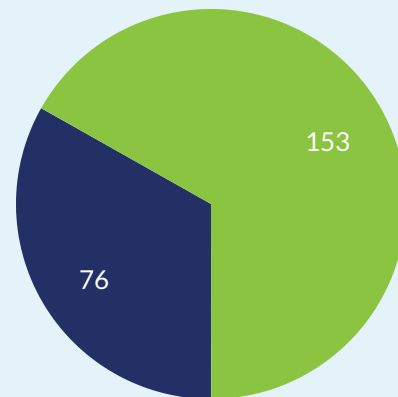
CHRONIC HOMELESS

Admitted Guests: May



■ Yes (14.29%) ■ No (85.71%)

Admitted Guests: Program Total



■ Yes (33.19%) ■ No (66.81%)

Chronic Homeless Terms Defined

Chronically Homeless requires that the individual must have been living in the described below categories continuously for at least 12 months, or on at least four separate occasions in the last three years, where the combined occasions total a length of time of at least 12 months:

- People who are living in a place not meant for human habitation, in an emergency shelter, in transitional housing, or are exiting an institution where they temporarily resided.
- People who are losing their primary nighttime residence, which may include a motel or hotel or a doubled up situation, within 14 days and lack resources or support networks to remain in housing.
- Families with children or unaccompanied youth who are unstably housed and likely to continue in that state.
- People who are fleeing or attempting to flee domestic violence, have no other residence, and lack the resources or support networks to obtain other permanent housing.

The guest self-declares their status as *Chronic Homeless* at time of intake and is subject to change if new information from the guest negates the status.

EBH SPOTLIGHT



**What do you like about
Emergency Bridge Housing?**

"I appreciate the stillness and
how the staff reassures your
safety. My favorite things about

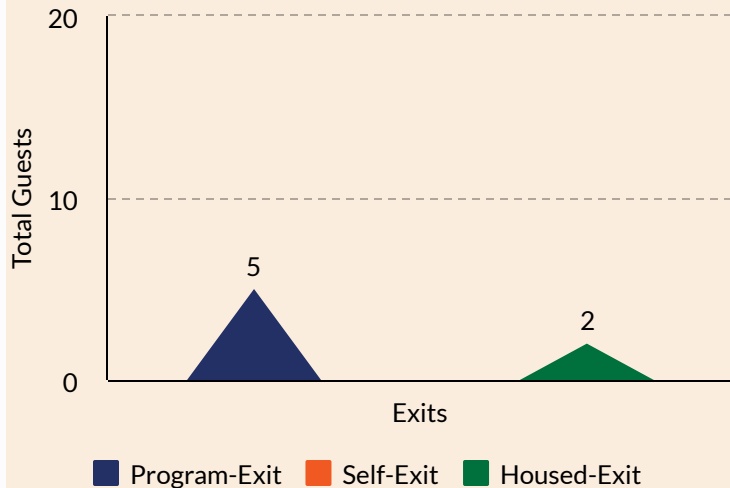
The Grove are how
often the staff checks on you,
the food and having my own
cabin."

L

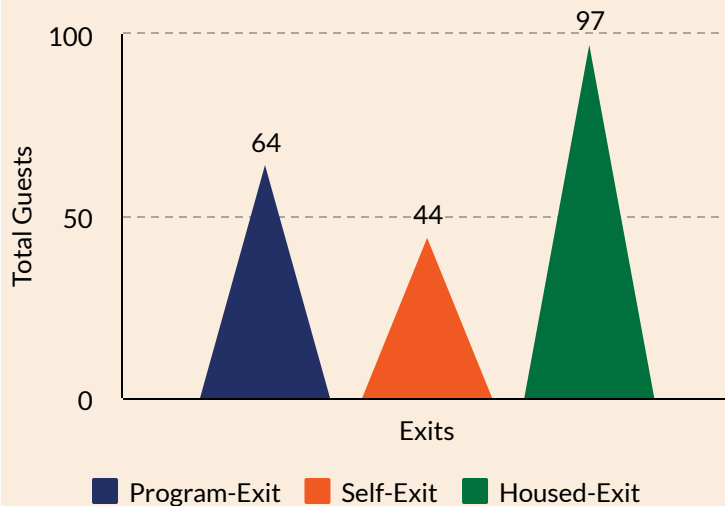
EBH Guest

EXITS

Guest Exits: May



Guest Exits: Program Total



Exits Defined

Program-Exit:

Exit based on noncompliance of program rules.

Self-Exit:

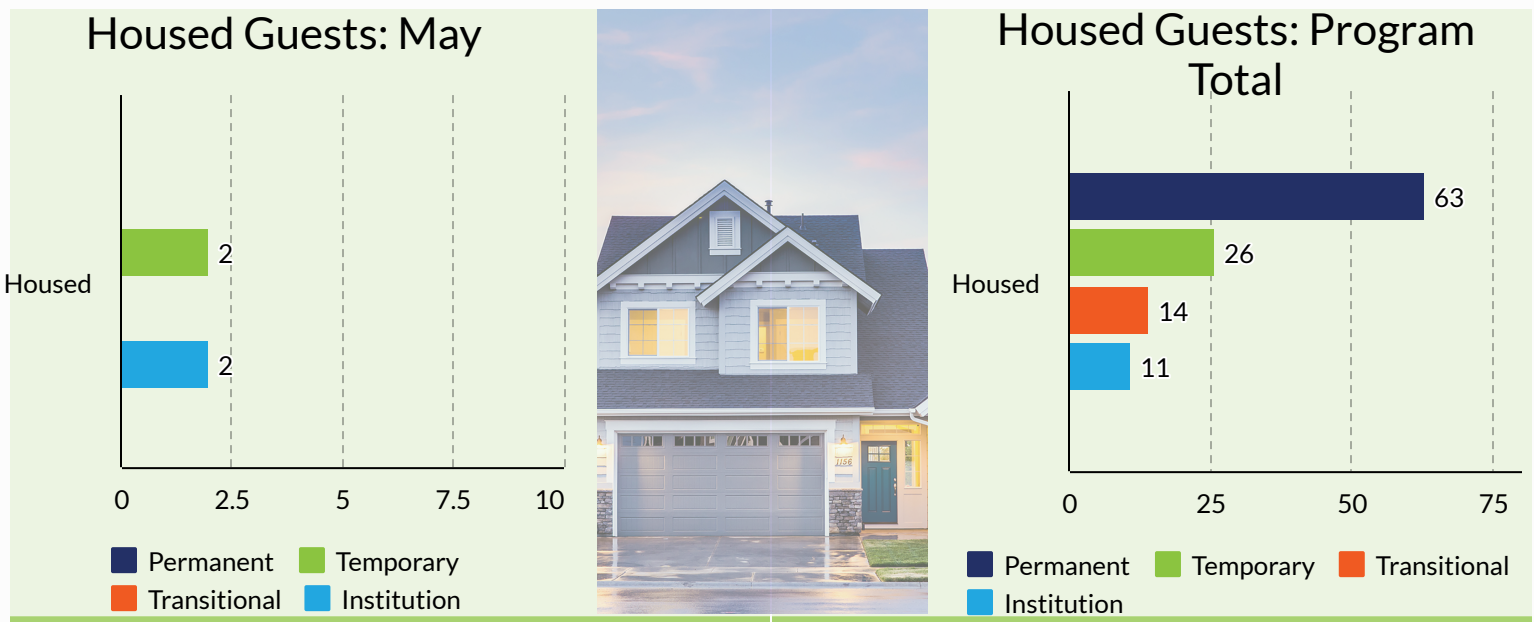
Exit based on the guest leaving the program of their own choice.

Housed-Exit:

Exit based on the guest leaving the program to Permanent, Transitional, Temporary Housing or to an Institution.

The counts in the Program Total may fluctuate without proper accounting from the monthly total. This is due to the delay in the verification of a guest's move out address and/or exit interview. The type of exit does not dictate the destination.

HOUSED



Housing Terms Defined

Permanent Housing:

The guest must be the tenant on a lease (or sublease) for an initial term of at least one year that is renewable and is terminable only for cause.

Temporary Housing:

The guest declares they are living on a temporary basis with family or friends.

Transitional Housing:

The guest lives in housing for a defined time period and may include supportive services.

Institution:

The guest lives in:

- Foster Care Home or Foster Care Group Home
- Jail, Prison or Juvenile Detention Facility
- Psychiatric Hospital or other Psychiatric Facility
- Residential Project or Halfway House with no homeless criteria
- Substance Abuse Treatment Facility or Detox Center
- Long-term Care Facility or Nursing Home
- Hospital or Residential Non-Psychiatric Medical Facility

The Program Total counts may increase without proper accounting from the prior monthly totals. This is due to the delay in the verification of a guest's move out address and/or exit interview. Without a verified address the guest cannot be categorized in any of the housed options. When an address is verified, the update is recorded on the next report in the appropriate housing Program Total section.

May Total

Program Total



Guests Arrived Employed



Guests Newly Employed



Guests Unemployed
and
Seeking Employment



All Guests Employed



All Guests Unemployed
and
Seeking Employment

Employed Terms Defined

Guests Arrived Employed (Monthly Total):

The guest declares that they are currently employed at time of intake

Guests Newly Employed (Monthly Total):

The guest declares that they have gained employment during their stay

Guests Unemployed and Seeking (Monthly Total):

The guest declares that they are unemployed and currently seeking employment at time of intake

Note: Not all guests that are Unemployed are Seeking Employment due to various reasons such as: emotional and physical health, disabilities, or other prioritized tasks for self stabilization. As well, this section will not equal the total of all admitted nor the total of in-house occupancy because the categories pull data across multiple groups of people that are guests.

All Guests Employed (Program Total):

The program year to date total is of all guests that have arrived employed or gained employment

All Guests Unemployed and Seeking Employment (Program Total):

The program year to date total is of all guests that have arrived unemployed and are currently seeking employment

EXITED WITH GAINED INCOME

Exited with Gained Income: May



Exited with Gained Income: Program Total



Exited with Gained Income Defined

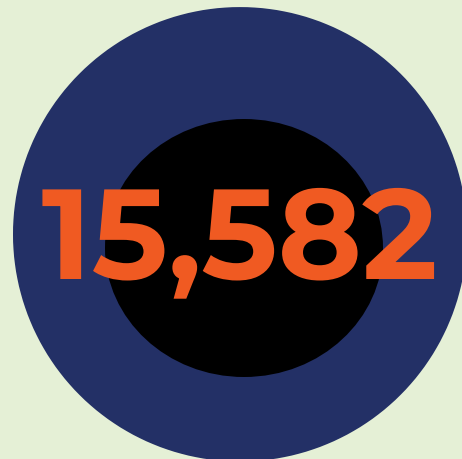
Guests that exited with gained income (employment, benefits, etc.) during their stay at the shelter.

SERVICES RECEIVED-ON SITE

Guest Bed Nights: May



Guest Bed Nights: Program Total



Guest Meals: May



Guest Meals: Program Total





What do you like about
Emergency Bridge Housing?

*"I liked that my case
managers were super professional
and helped me get in and out and
get my own housing."*

B
EBH Guest

All reports are accessible on the SHRA.org website, under Find Housing-
Emergency Housing and Homeless Resources- Emergency Bridge Housing:
<https://www.shra.org/emergency-bridge-housing/>

Please refer all inquiries to SHRA Homeless Innovations Department:
Shelter Information (916) 440-1382
HIQuestions@shra.org

All data is pulled from the Homeless Management Information System and represents a
snapshot in time. Data is subject to change as it is reviewed and corrected.