



# X- Street Navigation Center

Opened September 21, 2021

## Weekly Report- January 19 to January 25, 2022

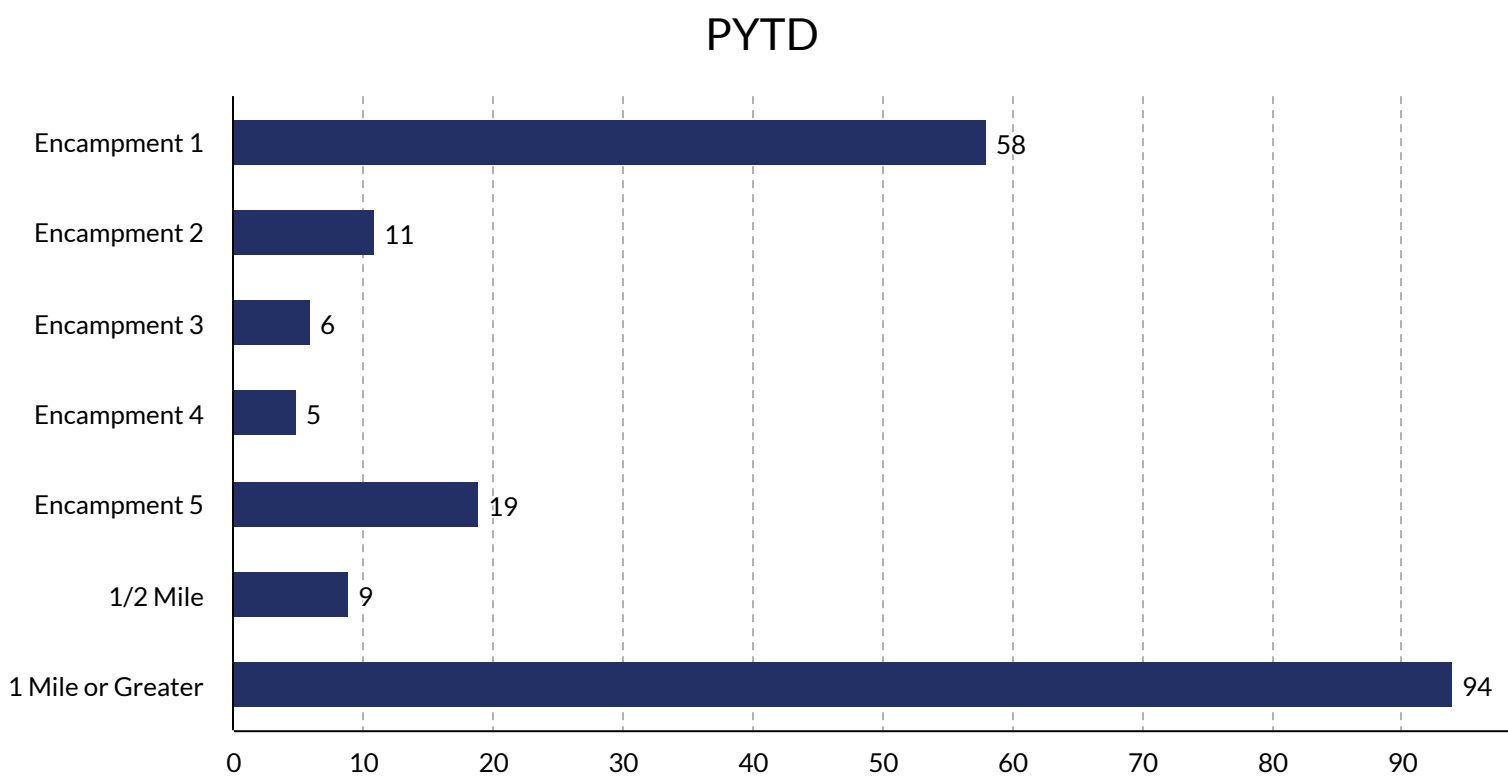
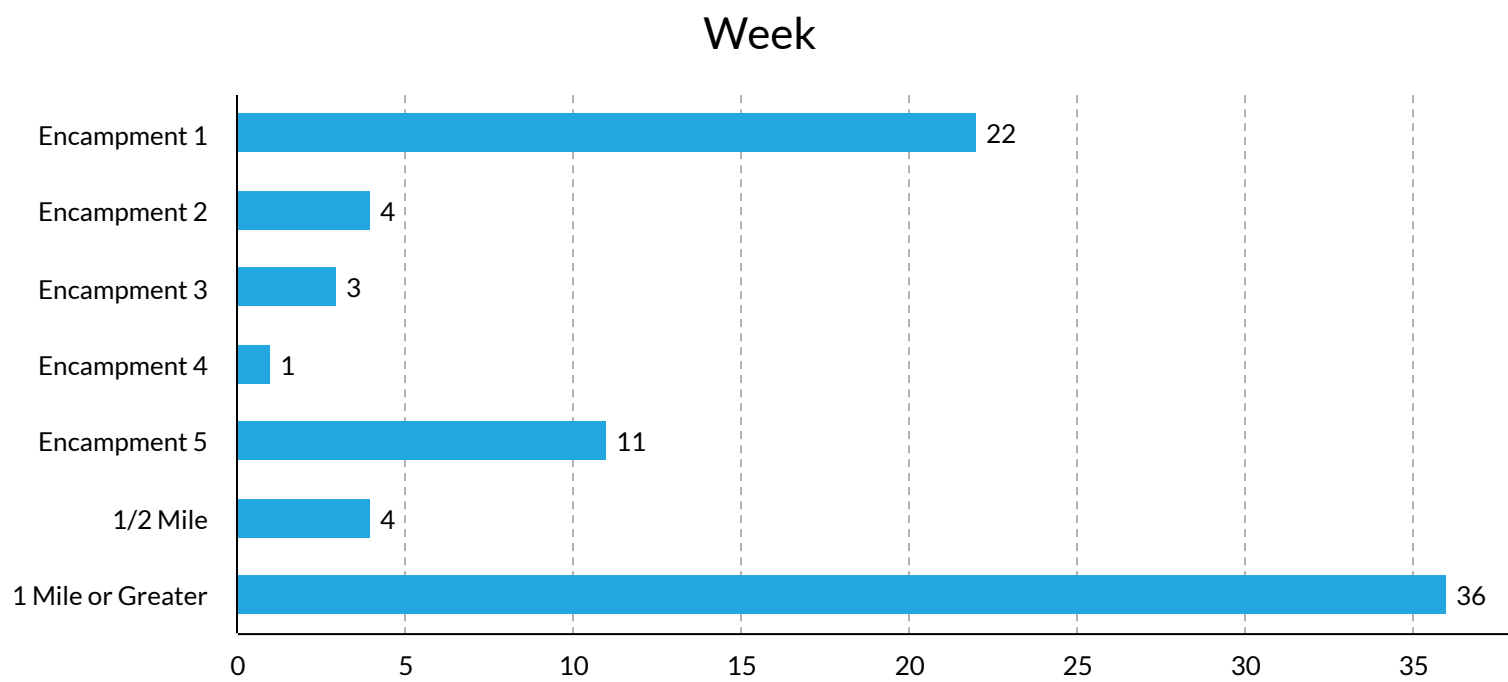
		**Beds Filled %	Gender	Age	Animals	***Services: Meals and Bed Nights
As of Jan. 25th, 2022 81 Guests	81%	Female . . .	23			
		Male . . .	57	18-24	1	
		No Single Gender . . .	0	25-34	13	Meals 2,771
		Transgender . . .	1	35-54	33	
		Questioning . . .	0	55-61	20	Bed Nights 530
		Client Doesn't Know . .	0	62+	14	
		Client Refused . . .	0			
Project Year to Date (PYTD) 202 Guests		Female . . .	66			
		Male . . .	135	18-24	3	Meals 34,377
		No Single Gender . . .	0	25-34	31	
		Transgender . . .	1	35-54	90	Bed Nights 7,702
		Questioning . . .	0	55-61	42	
		Client Doesn't Know . .	0	62+	36	
		Client Refused . . .	0			

### Animals:

The number of guest pets.

\*\*We are at 81% during the ramp up period, however at full capacity we will be able to house 100 guests.

# Admitted Encampments



Admitted Encampments:

Refers to the different parts of the city where Guests were found living prior to entry into the shelter.

Defined Terms

**Encampment 1**  
Located near X Street and Alhambra.

**Encampment 2**  
Located near 26th and X Street.

**Encampment 3**  
Located near W Street and Alhambra.

**Encampment 4**  
Located near 30th and T Street.

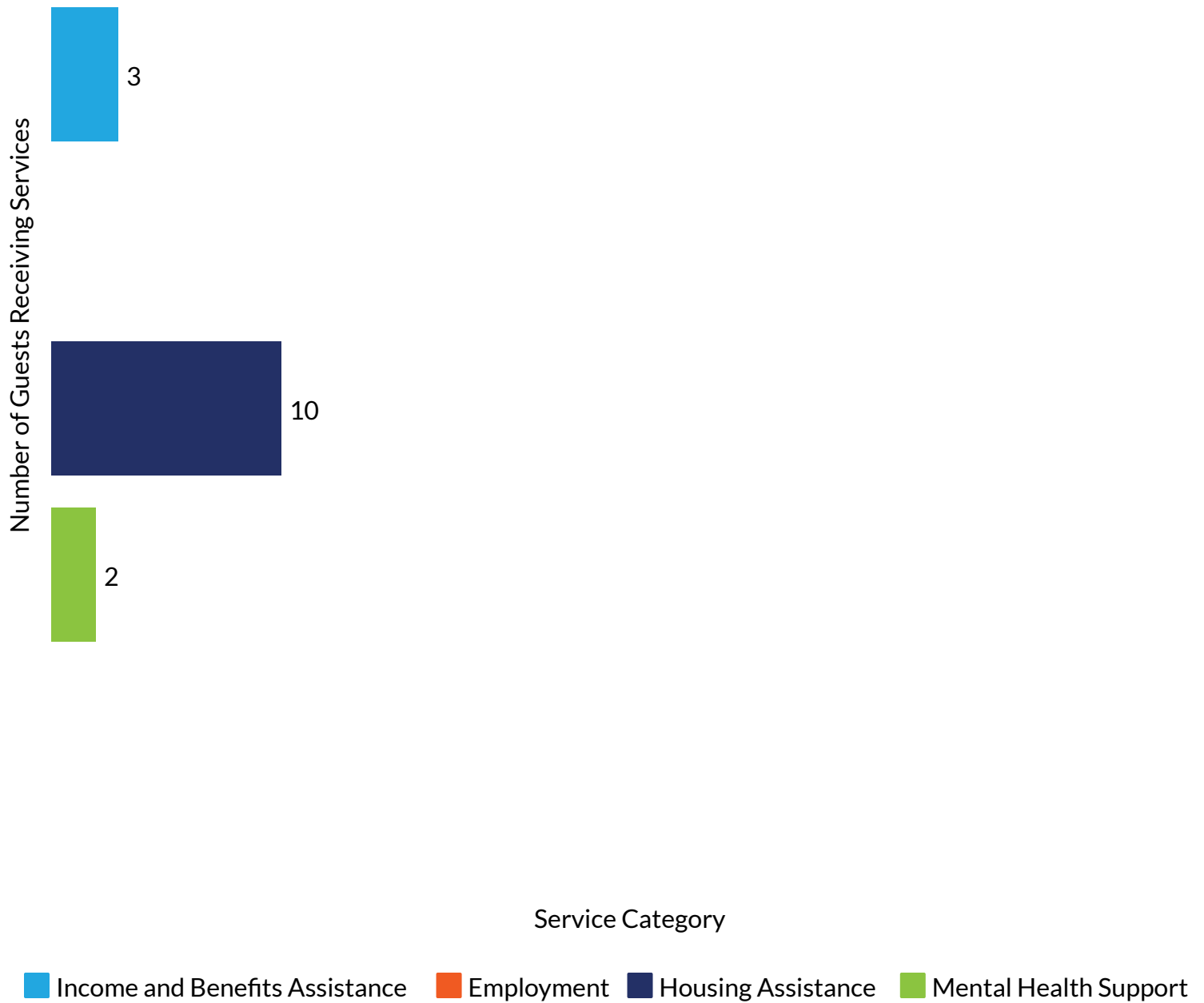
**Encampment 5**  
Located near Broadway and Alhambra.

**1/2 Mile**  
The guests previously lived in an uninhabitable area less than 1/2 mile outside of the shelter.

**1 Mile or Greater**  
The guests previously lived in an uninhabitable area 1 mile or greater outside of the shelter.

# Weekly Services

---



Each Service Category is comprised of a multitude of services that are available to the guests. A guest may receive multiple services recorded under one category based on their need. The total count of possible guests will reflect the fluctuation of all guests throughout the time frame captured, which may surpass the end of week "in-house count".

# Project Year to Date Successes

Employed

15 of 202

Housed

26 of 121

Exited with Gained Income

1 of 121



16

Permanent Housing



8

Transitional Housing



0

Temporary Housing



2

Institution

## PYTD Success Terms

(121 guests have exited PYTD)

### Housed:

Guests that exited and obtained temporary, transitional or permanent housing as of project year to date.

#### ***Permanent Housing:***

The guest must be the tenant on a lease (or sublease) for an initial term of at least one year that is renewable and is terminable only for cause.

#### ***Temporary Housing:***

The guest declares they are living on a temporary basis with family or friends.

#### ***Transitional Housing:***

The guest lives in housing for a defined time period and may include supportive services.

**Institution:**

The guest lives in:

- Foster Care Home or Foster Care Group Home
- Psychiatric Hospital or other Psychiatric Facility
- Substance Abuse Treatment Facility or Detox Center
- Hospital or Residential Non-Psychiatric Medical Facility
- Jail, Prison or Juvenile Detention Facility
- Residential Project or Halfway House with no homeless criteria
- Long-term Care Facility or Nursing Home

**Employed:**

Guests that arrived employed at time of intake or gained employment during their stay at the shelter as of project year to date.

**Exited with Gained Income:**

Guests that exited and gained income (employment, benefits, pension, retirement, etc.) during their stay at the shelter as of project year to date.



All SHRA reports are accessible on  
the SHRA.org website, under Find Housing-  
Emergency Housing and Homeless Resources- X Street Navigation Center:  
<https://www.shra.org/x-street-navigation-center/>

Please refer all inquiries to SHRA Homeless Innovations Department:  
Shelter Information  
(916) 440-1382  
[HIQuestions@shra.org](mailto:HIQuestions@shra.org)

All data is pulled from the Homeless Management Information System and represents a  
snapshot in time. Data is subject to change as it is reviewed and corrected.