

Meadowview Navigation Center

Monthly Report - January 2021


Opened October 1st, 2020




MEADOWVIEW
NAVIGATION CENTER

ADMITTED

Admitted Guests: January



Admitted Guests: Program Total



Recap

January

- 19 people admitted
- 14 people exited
- 49 occupancy as of 1/31/21

Program Total

- 108 people admitted
- 59 people exited

SPOTLIGHT



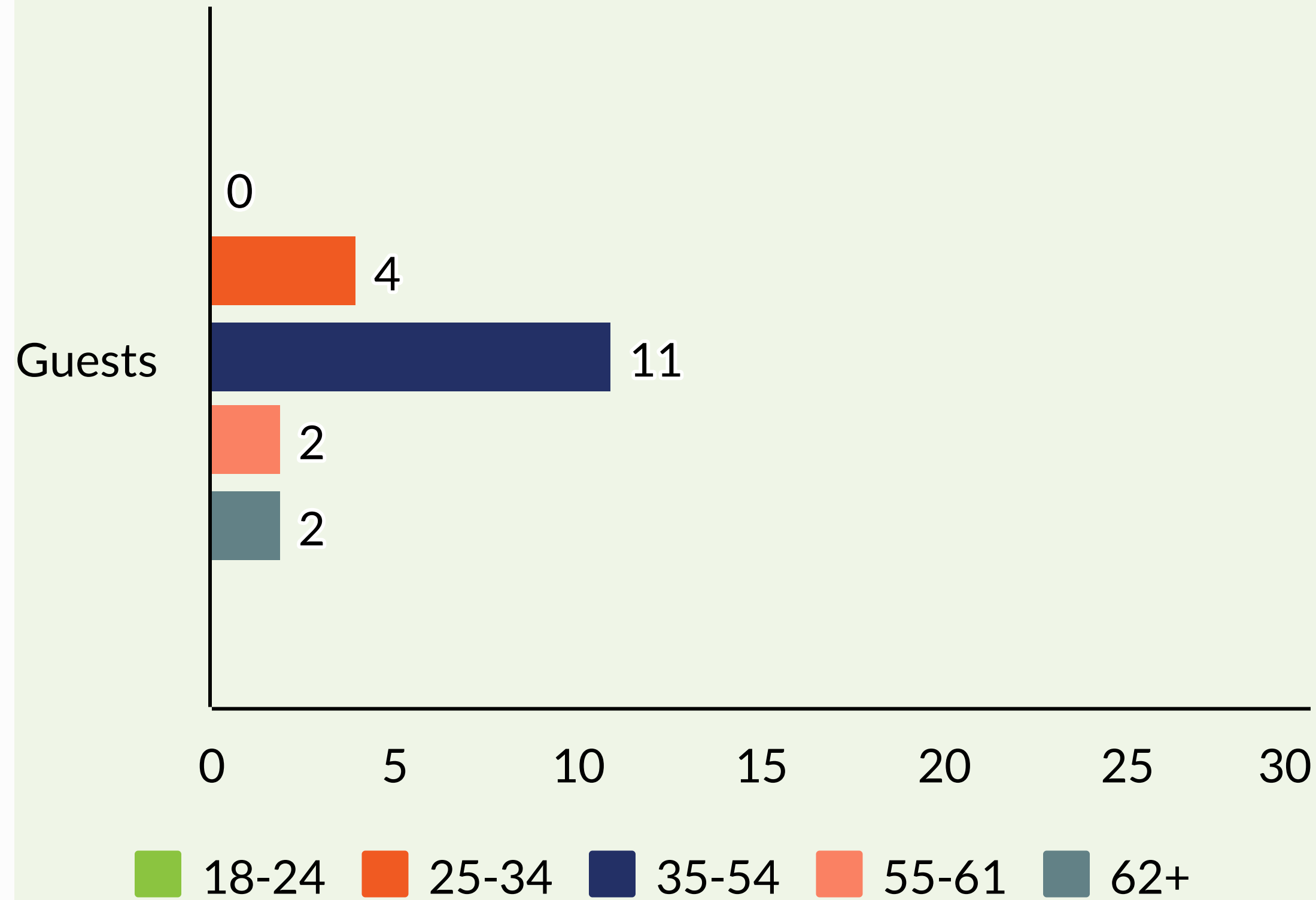
Anything you'd like to tell us about yourself and/or your homeless experience?

"I never thought that I sure wanted to be behind a closed door. I always felt like I belong to the street. So today i'm very grateful for being here. Truly, this was and is God's plan."

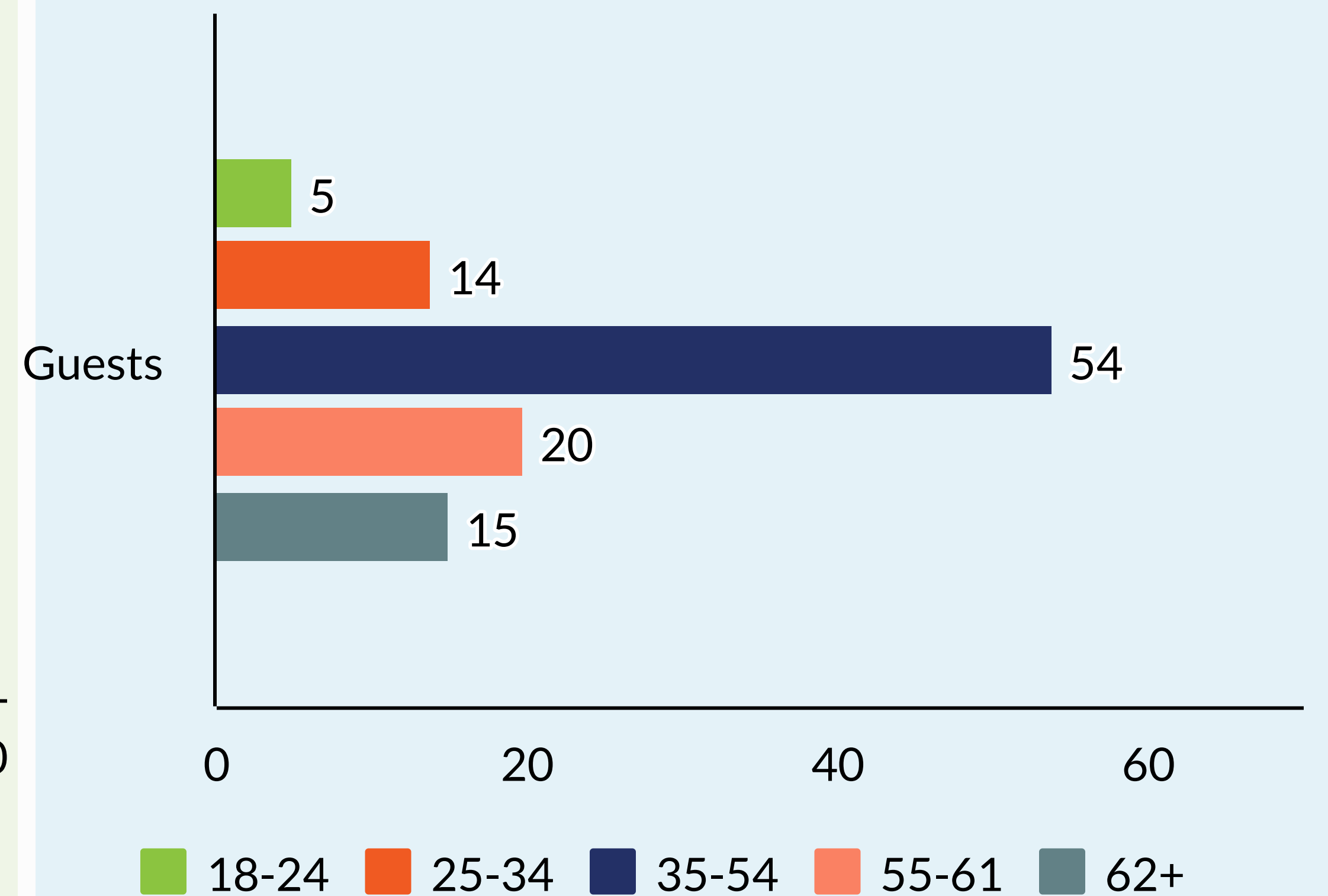
Faye
Guest

AGE

Admitted Ages: January

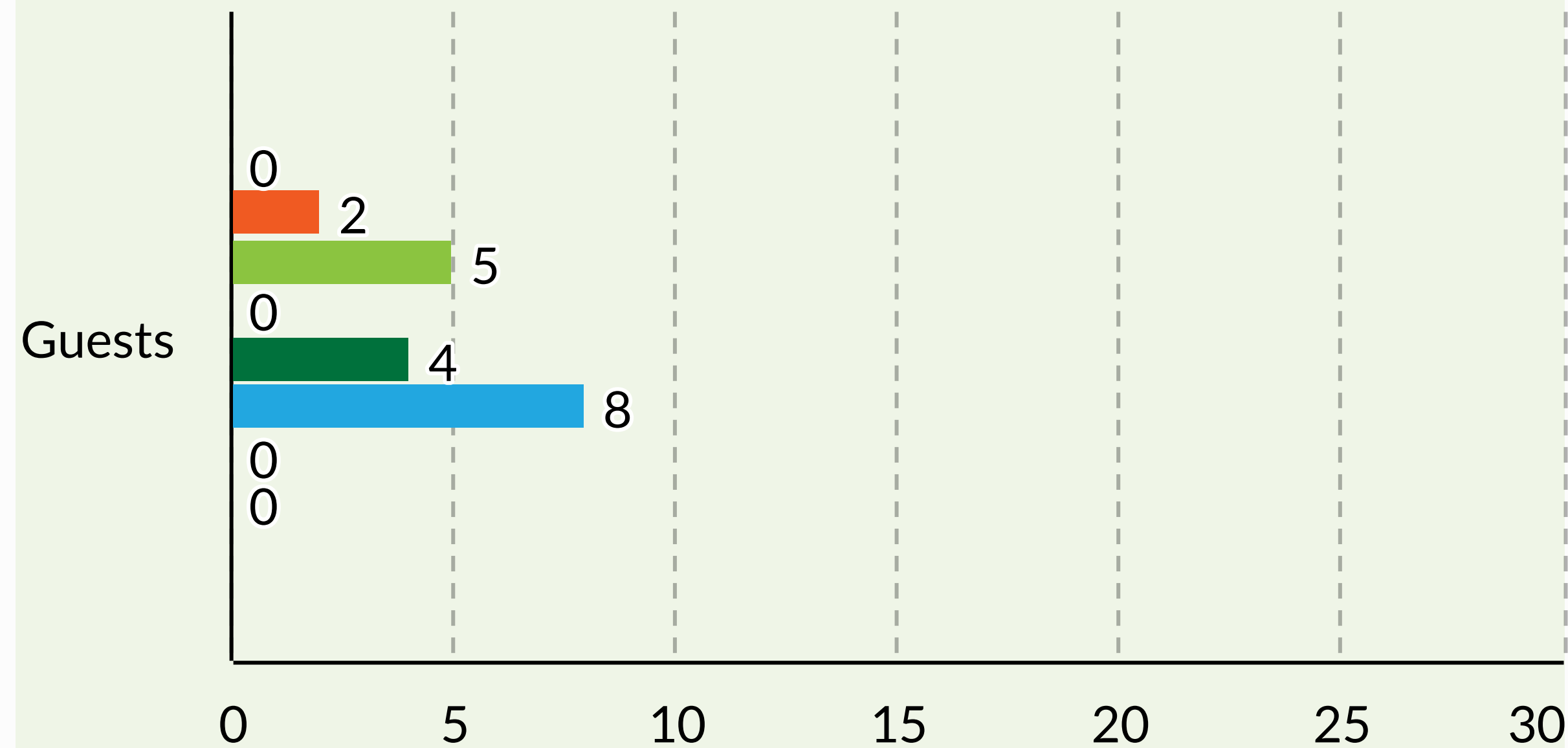


Admitted Ages: Program Totals



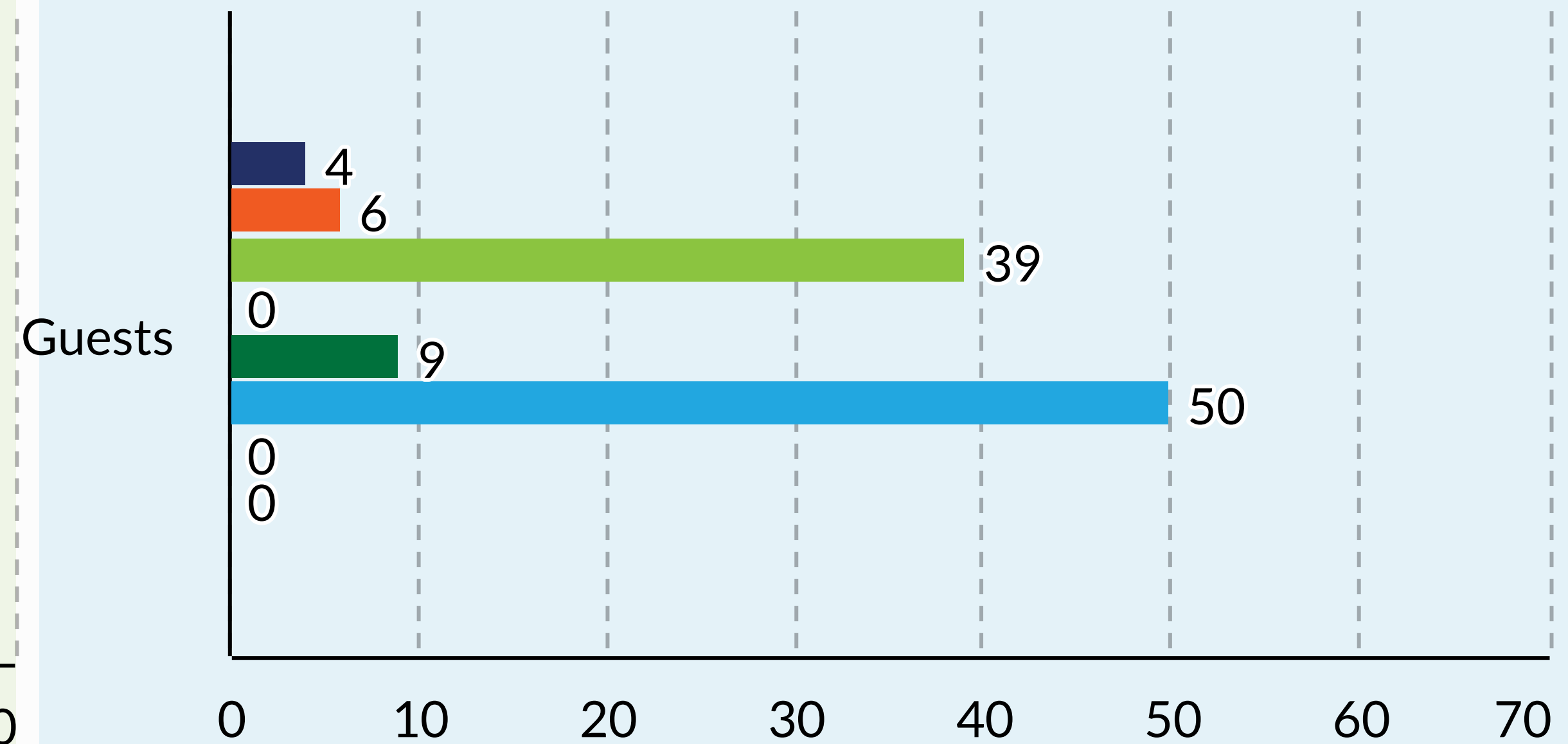
RACE

Admitted Races: January



- American Indian or Alaska Native
- Asian
- Black or African American
- Native Hawaiian or Other Pacific Islander
- Multiple Races
- White
- Client Doesn't Know/Refused
- No Answer

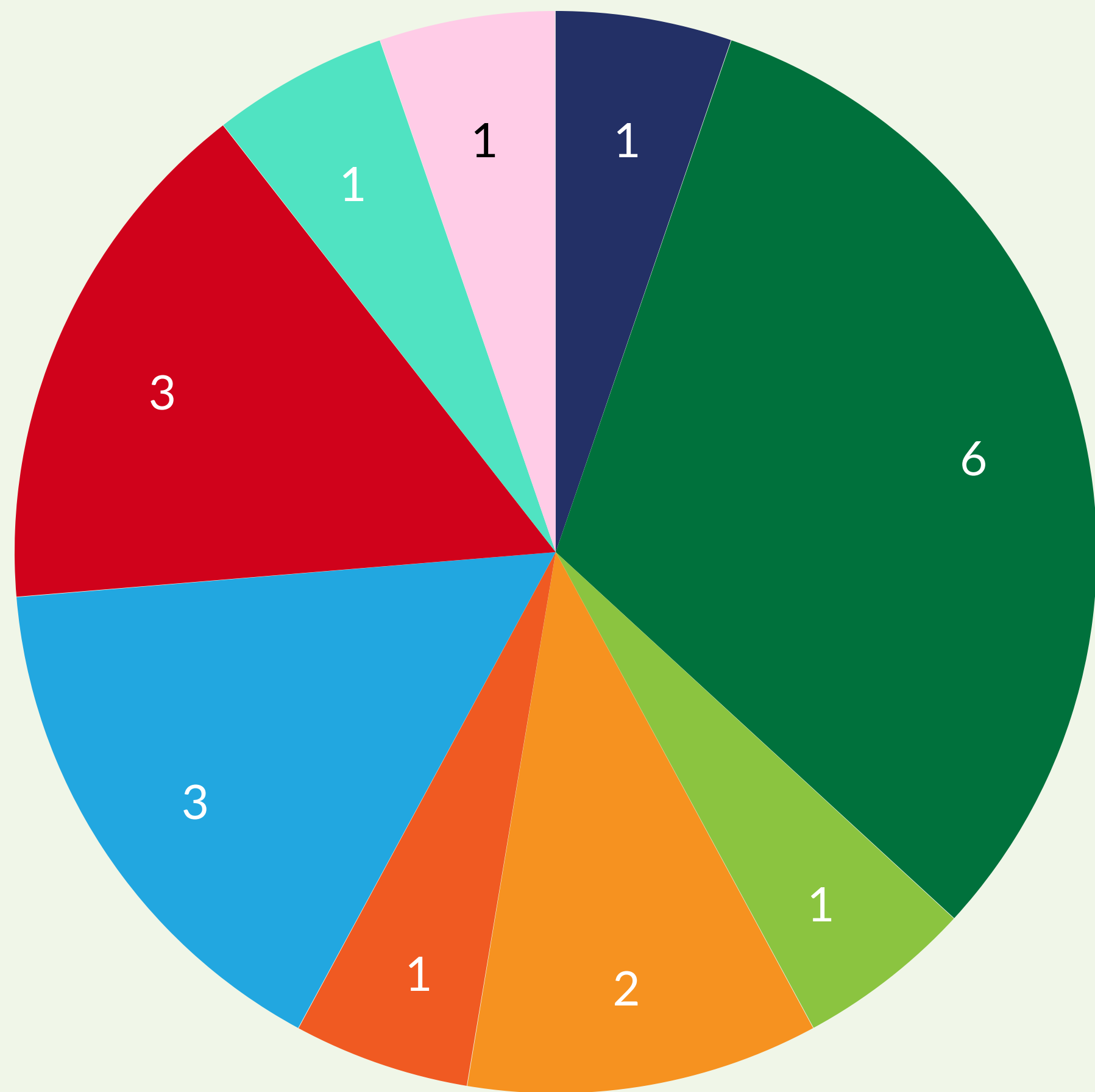
Admitted Races: Program Total



- American Indian or Alaska Native
- Asian
- Black or African American
- Native Hawaiian or Other Pacific Islander
- Multiple Races
- White
- Client Doesn't Know/Refused
- No Answer

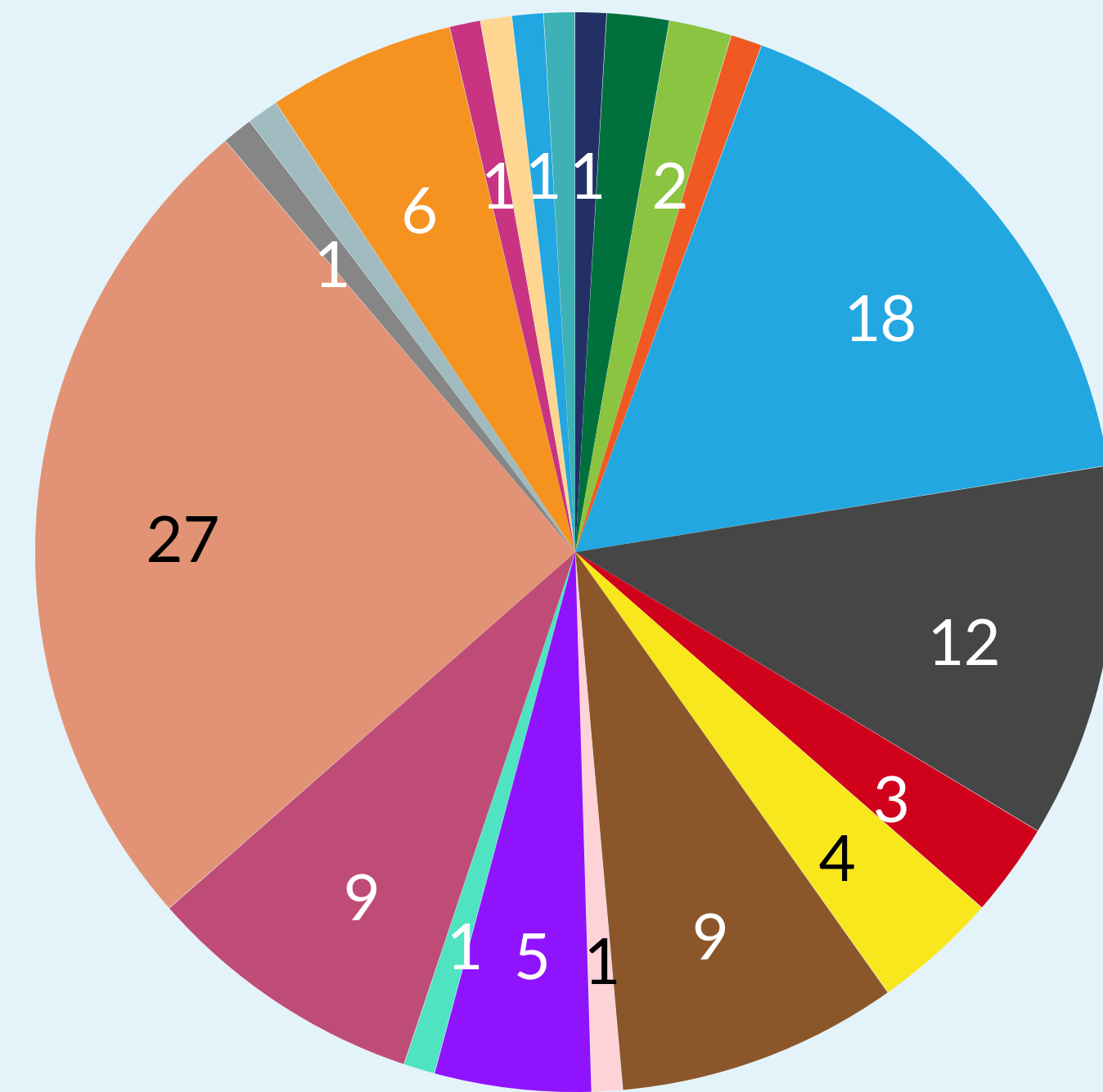
PRIOR ZIP CODES

Admitted Zip Codes: January



95630 (5.26%)	95811 (31.58%)	95814 (5.26%)
95815 (10.53%)	95818 (5.26%)	95822 (15.79%)
95823 (15.79%)	95825 (5.26%)	95832 (5.26%)

Admitted Zip Codes: Program Total



95608 (0.93%)	95624 (1.87%)	95630 (1.87%)
95758 (0.93%)	95811 (16.82%)	95814 (11.21%)
95815 (2.8%)	95816 (3.74%)	95817 (8.41%)
95818 (0.93%)	95820 (4.67%)	95821 (0.93%)
95822 (8.41%)	95823 (25.23%)	95824 (0.93%)
95825 (0.93%)	95832 (5.61%)	95833 (0.93%)
95838 (0.93%)	95843 (0.93%)	95864 (0.93%)

Prior Zip Code:

Refers to the different parts of the city where guests were found living prior to entry into the shelter. Only zip codes with reported data are listed. The individual zip code counts may increase/decrease without proper accounting from the prior totals in the PYTD section. This is due to a delay in the verification of a Guest's prior address. Without a verified address the Guest is placed temporarily with a zip code tied to the area reported. Once an address is verified, the update is recorded on the next report.

SPOTLIGHT



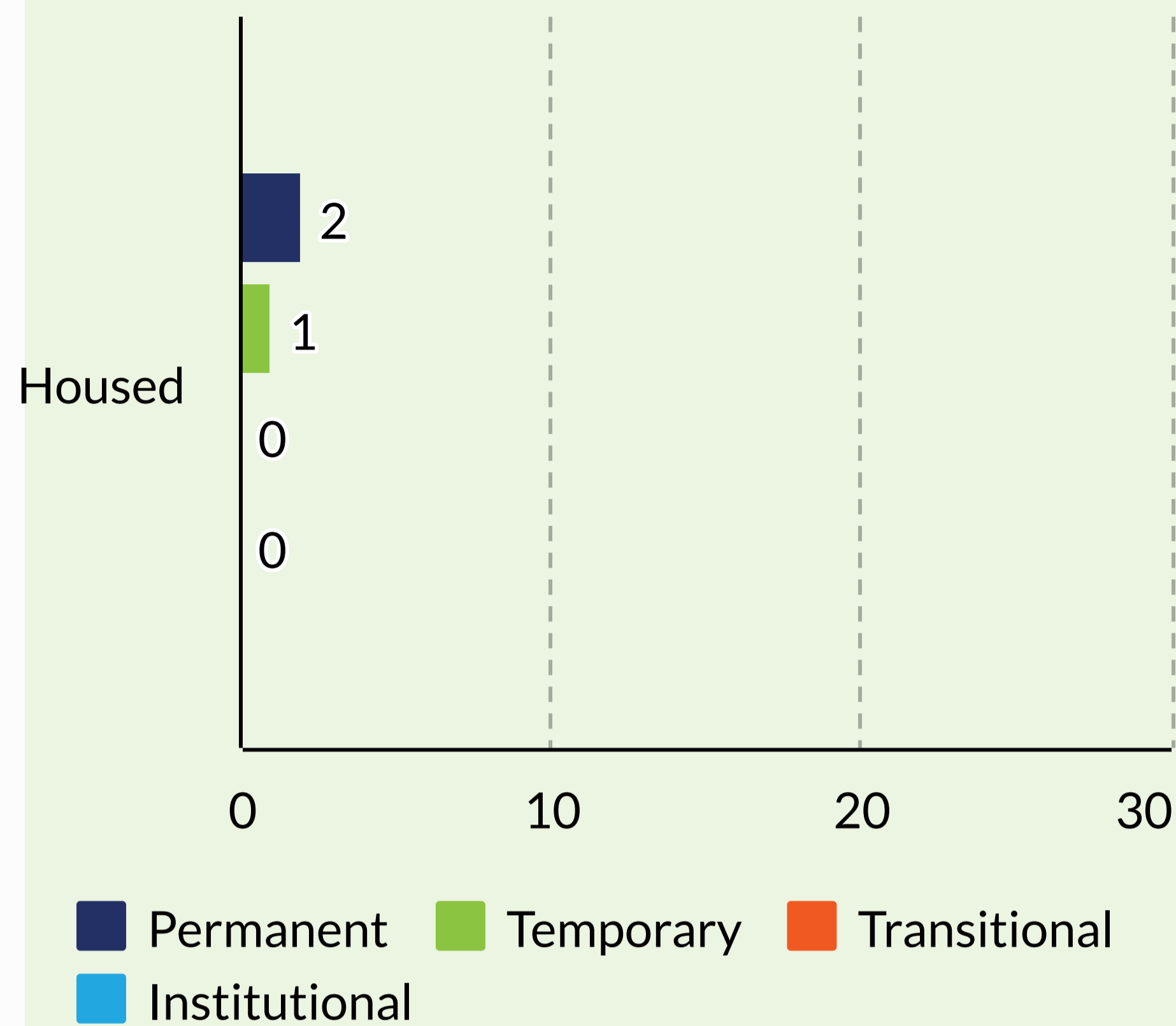
What is the best thing about this shelter?

"It taught me to grow up. This is the first time I've been on my own ... away from an unhealthy relationship. I'm learning to be self-sufficient."

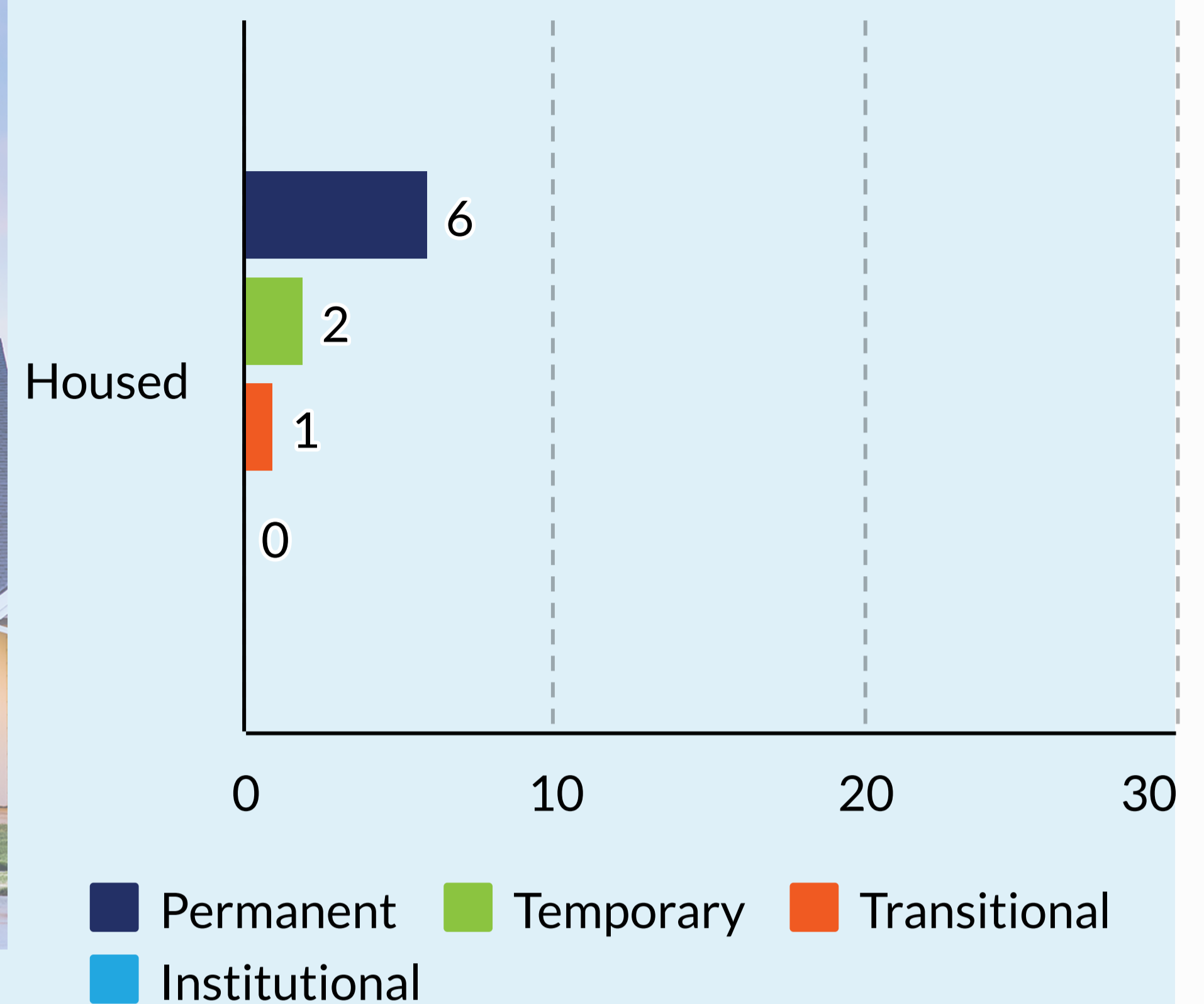
Sherrie
Guest

HOUSED

Housed Guests: January



Housed Guests: Program Total



Housing Terms Defined

Permanent Housing:

The Guest must be the tenant on a lease (or sublease) for an initial term of at least one year that is renewable and is terminable only for cause.

Temporary Housing:

The Guest declares they are living on a temporary basis with family or friends.

Transitional Housing:

The Guest lives in housing for a defined time period and may include supportive services.

Institution:

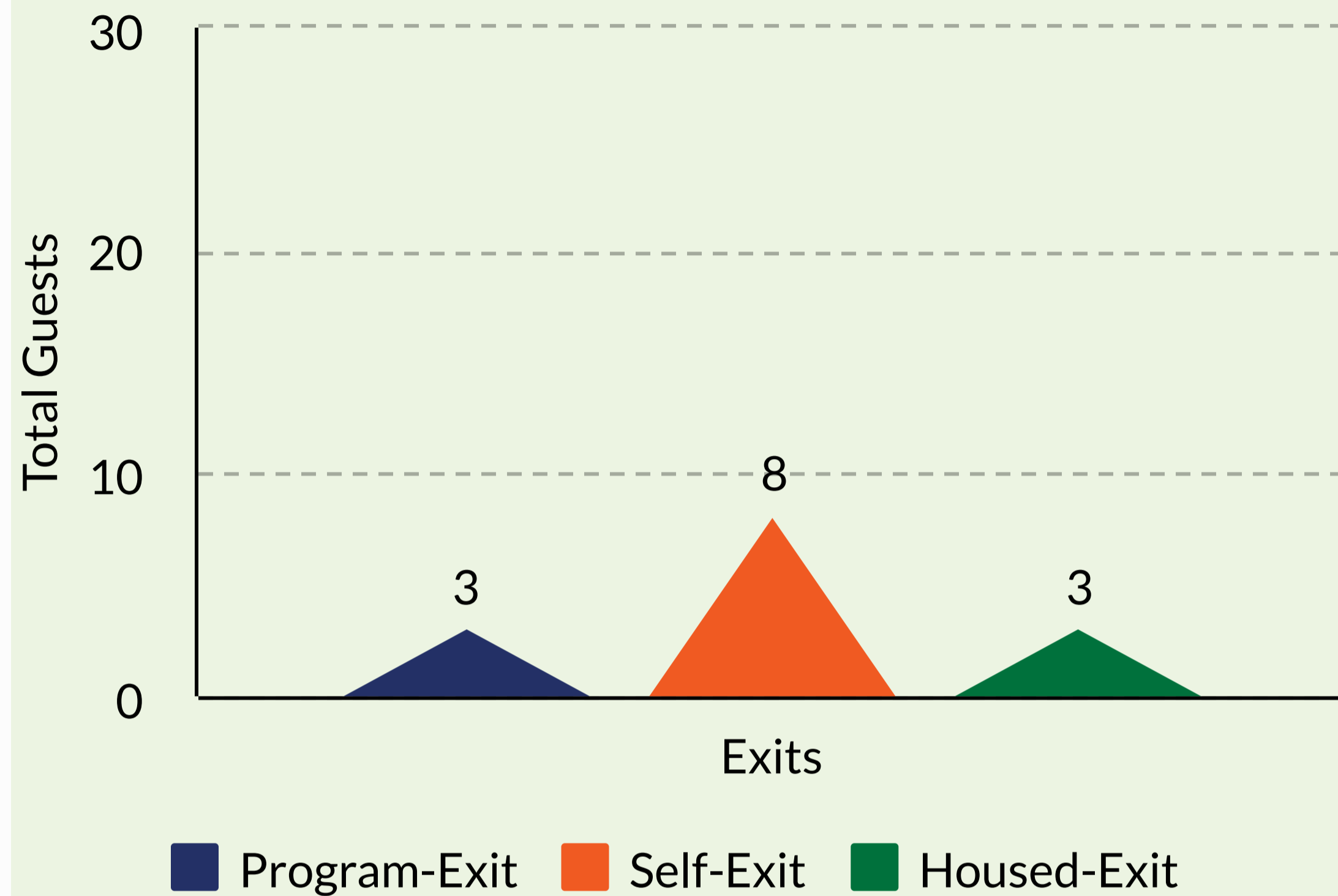
The Guest lives in:

- Foster Care Home or Foster Care Group Home
- Jail, Prison or Juvenile Detention Facility
- Psychiatric Hospital or other Psychiatric Facility
- Residential Project or Halfway House with no homeless criteria
- Substance Abuse Treatment Facility or Detox Center
- Long-term Care Facility or Nursing Home
- Hospital or Residential Non-Psychiatric Medical Facility

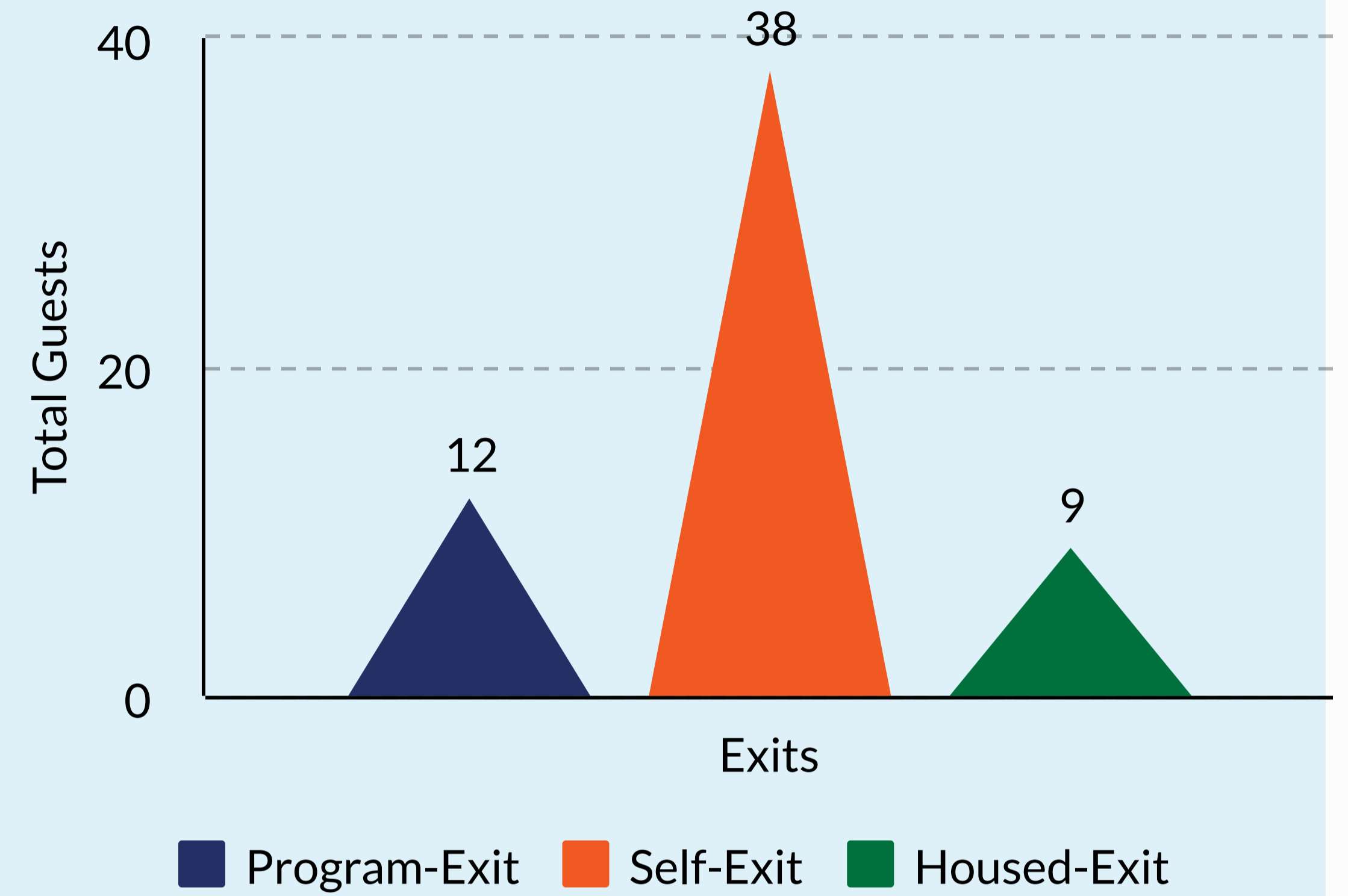
The Program Total counts may increase without proper accounting from the prior monthly totals. This is due to the delay in the verification of a Guest's move out address and/or exit interview. Without a verified address the Guest cannot be categorized in any of the housed options. When an address is verified, the update is recorded on the next report in the appropriate housing Program Total section.

EXITS

Exits: January



Exits: Program Total



Exits Defined

Program-Exit:

Exit based on noncompliance of program rules.

Self-Exit:

Exit based on the Guest leaving the program of their own choice.

Housed-Exit:

Exit based on the Guest leaving the program to Permanent, Transitional, Temporary Housing or to an Institution.

The counts in the Program Total may fluctuate without proper accounting from the monthly total. This is due to the delay in the verification of a Guest's move out address and/or exit interview. The type of exit does not dictate the destination.

January Total


Program Total



Guests Arrived Employed



All Guests Employed



Guests Newly Employed



Guests Unemployed and Seeking Employment



Guests Unemployed and Seeking Employment

Employed Terms Defined

Guests Arrived Employed (Monthly Total):

The Guest declares that they are currently employed at time of intake.

Guests Newly Employed (Monthly Total):

The Guest declares that they have gained employment during their stay.

Guests Unemployed and Seeking (Monthly Total):

The Guest declares that they are unemployed and currently seeking employment at time of intake.

Note: Not all Guests that are Unemployed are Seeking Employment due to various reasons such as: emotional and physical health, disabilities, or other prioritized tasks for self stabilization. As well, this section will not equal the total of all admitted nor the total of in-house occupancy because the categories pull data across multiple groups of people that are Guests.

All Guests Employed (Program Total):

The program year to date total is of all Guests that have arrived employed or gained employment.

All Guests Unemployed and Seeking Employment (Program Total):

The program year to date total is of all Guests that have arrived unemployed and are currently seeking employment.

EXITED AND GAINED INCOME

Exited with Gained Income: January



Exited with Gained Income: Program Total



Exited and Gained Income Defined

Guests that exited and gained income (employment, benefits, pension, retirement, etc.) during their stay at the shelter.

SERVICES RECEIVED

Guests' Bed Nights: January

1,164

Guests' Bed Nights: Program Total

3,270

Guests' Meals: January

2,208

Guests' Meals: Program Total

5,615

SPOTLIGHT



Have you changed during your stay at the shelter?

"Yes. I'm a lot more understanding. I'm able to see other people's perspectives better and my own faults as well."

Monique
Guest

All Reports are accessible on the SHRA.org website, under Find Housing-Emergency Housing and Homeless Resources- Meadowview Navigation Center:
<https://www.shra.org/meadowview-navigation-center/>

All data is pulled from the Homeless Management Information System and represents a snapshot in time. Data is subject to change as it is reviewed and corrected.