

**REDEVELOPMENT AGENCY OF THE CITY OF SACRAMENTO**




**INVESTING IN COMMUNITIES**

**CONSOLIDATED ANNUAL REPORT FOR COMMUNITY REDEVELOPMENT  
AGENCIES**

**December 31, 2010**

REDEVELOPMENT AGENCY OF THE CITY OF SACRAMENTO



INVESTING IN COMMUNITIES

**Fiscal Statement:**

**All City Project Areas**



Redevelopment Agency of the City of Sacramento  
 Consolidated Annual Report for Community Redevelopment Agencies  
 December 31, 2010

**FISCAL STATEMENT**

**Section B: Property Tax Increment Revenue Received (by project area); (CA Health & Safety Code Section 33080.5(b))**

	65th Street	Alkali Flat	Army Depot	Del Paso Heights	Franklin Boulevard	Merged Downtown
PROPERTY TAX SECURED	978,547	1,089,723	2,676,016	2,845,805	2,384,270	22,953,604
PROPERTY TAX UNITARY	1,298	23,023	4,397	35,662	6,289	1,680,803
PROPERTY TAX UNSECURED	48,524	49,328	121,960	125,436	109,500	1,028,398
PROPERTY TAX SUPPLEMENTAL	17,609	4,646	(54,432)	(90,090)	25,173	447,905
PROP TAX SEC REDEMPTION	24,597	30,736	75,441	89,579	71,313	674,564
PROP TAX PRIOR SECURED	661	785	2,176	2,239	1,773	16,767
PROP TAX INTEREST INCOME	696	1,193	2,447	2,324	1,996	18,830
PROP TAX RELIEF - HOMEOWNER	14,837	16,623	40,933	43,552	36,370	350,360
<b>TOTAL</b>	<b>1,086,769</b>	<b>1,216,057</b>	<b>2,868,938</b>	<b>3,054,507</b>	<b>2,636,684</b>	<b>27,171,231</b>

	North Sacramento	Oak Park	Railyards	River District	Stockton Boulevard	GRAND TOTAL ALL PROJECTS
PROPERTY TAX SECURED	2,761,561	3,681,796	241,490	1,482,958	1,685,885	
PROPERTY TAX UNITARY	6,531	74,735	(30)	3,238	3,879	
PROPERTY TAX UNSECURED	126,457	165,658	12,552	67,159	74,706	
PROPERTY TAX SUPPLEMENTAL	(9,068)	(12,413)	79	10,074	(27,622)	
PROP TAX SEC REDEMPTION	103,538	102,121	16,065	42,521	52,862	
PROP TAX PRIOR SECURED	2,057	2,906	118	1,079	1,378	
PROP TAX INTEREST INCOME	2,933	3,031	112	1,566	1,865	
PROP TAX RELIEF - HOMEOWNER	42,125	56,290	3,634	22,629	25,816	
<b>TOTAL</b>	<b>3,036,134</b>	<b>4,074,124</b>	<b>274,020</b>	<b>1,631,224</b>	<b>1,818,769</b>	<b>48,868,457</b>

Redevelopment Agency of the City of Sacramento  
 Consolidated Annual Report for Community Redevelopment Agencies  
 December 31, 2010

**FISCAL STATEMENT**

**Section C & E: Tax Increment Passthrough Payments to Taxing Agencies / Schools (CA Health & Safety Code Section 33080.5(c&e))**

	65th Street	Alkali Flat	Army Depot	Del Paso Heights	Franklin Boulevard	Merged Downtown
Sacramento County (H&S Code 33607)	87,045	20,868	226,721	158,413	-	702,789
City of Sacramento (H&S Code 33607)		20,303	-	93,473	-	415,432
School Districts (H&S Code 33607)	51,152	10,921	125,599	111,514	188,274	428,337
Community College Districts (H&S Code 33607)	5,924	1,219	15,695	10,781	21,295	47,856
Special Districts (H&S Code 33607)	1,408	289	4,307	2,563	27,767	11,381
<b>TOTAL</b>	<b>145,529</b>	<b>53,600</b>	<b>372,322</b>	<b>376,744</b>	<b>237,336</b>	<b>1,605,795</b>

	North Sacramento	Oak Park	Railyards	River District	Stockton Boulevard	GRAND TOTAL ALL PROJECTS
Sacramento County (H&S Code 33607)		163,411	12,050	46,185	150,041	
City of Sacramento (H&S Code 33607)		98,326		14,832		
School Districts (H&S Code 33401)				170,281		
School Districts (H&S Code 33607)	204,565	96,570	7,091	28,621	149,590	
Community College Districts (H&S Code 33607)	30,644	10,789	821	3,170	17,557	
Special Districts (H&S Code 33607)	1,706	2,664	195	754	87,783	
<b>TOTAL</b>	<b>236,915</b>	<b>371,760</b>	<b>20,157</b>	<b>263,843</b>	<b>404,971</b>	<b>4,088,972</b>

Redevelopment Agency of the City of Sacramento  
Consolidated Annual Report for Community Redevelopment Agencies  
December 31, 2010

**FISCAL STATEMENT**

**Section D: Financial Transactions Report (CA Health & Safety Code Section 33080.5(d))**

Pursuant to Section 53891 of the Government Code, a financial report is prepared annually. Please see Tabs 2 & 3 for the State Controller's Annual Report. Also, incorporated by reference, please see Sacramento Housing and Redevelopment Agency's 2010 Comprehensive Annual Financial Report (CAFR) at Tab 8.

Redevelopment Agency of the City of Sacramento  
 Consolidated Annual Report for Community Redevelopment Agencies  
 December 31, 2010

**FISCAL STATEMENT**

**Section F: Existing Indebtedness (CA Health & Safety Code Section 33080.5(f))**

	Required Payments and Actual Debt Service Payments made in 2010	
	Principal	Interest
65th Street	100,000	329,427
Alkali Flat	345,000	280,466
Army Depot	191,657	526,236
City Low/Mod Aggregation	125,030	195,613
Del Paso Heights	880,000	989,662
Franklin Boulevard		
Merged Downtown	12,347,022	6,615,872
North Sacramento	391,873	999,423
Oak Park	1,500,000	1,443,631
Railyards		
River District	213,343	436,275
Stockton Boulevard	157,044	352,278
<b>TOTAL</b>	<b><u>16,250,969</u></b>	<b><u>12,168,883</u></b>

	Required Payments and Actual Advance Payments made in 2010	
	Principal	Interest
65th Street		
Alkali Flat	-	-
Army Depot	-	-
City Low/Mod Aggregation		
Del Paso Heights		
Franklin Boulevard	38,600	19,328
Merged Downtown		
North Sacramento		
Oak Park		
Railyards		
River District		
Stockton Boulevard		
<b>TOTAL</b>	<b><u>38,600</u></b>	<b><u>19,328</u></b>

FISCAL STATEMENT

Section G: Other Fiscal Information

**HCD ACTIVITY REPORT: SUMMARY OF CITY HOUSING ACTIVITIES IN 2010**

**SUMMARY OF HOUSING ACTIVITIES INSIDE RDA**

Area/Project Name	Housing Type	Extremely Low	Very Low	Low	Moderate	Total
Downtown						
YWCA	Rental Rehabilitation, SRO	31	0	1	0	32
<b>TOTAL</b>		<b>31</b>	<b>0</b>	<b>1</b>	<b>0</b>	<b>32</b>

**SUMMARY OF HOUSING ACTIVITIES OUTSIDE OF RDA**

Project Name	Housing Type	Extremely Low	Very Low	Low	Moderate	Market	Total
Southcrest	Rental Rehabilitation, Family	0	6	24	0	0	30
Taylor Terrace	Rental Rehabilitation, Family	0	70	65	32	0	167
<b>TOTAL</b>		<b>0</b>	<b>76</b>	<b>89</b>	<b>32</b>	<b>0</b>	<b>197</b>

<b>TOTAL 2009 ACTIVITIES INSIDE AND OUTSIDE RDA</b>	<b>31</b>	<b>76</b>	<b>90</b>	<b>32</b>	<b>0</b>	<b>229</b>
---	-----------	-----------	-----------	-----------	----------	------------

**FUTURE HOUSING PRODUCTION IN 2011 AND 2012**

Project Name	Project Area	Extremely Low	Very Low	Low	Moderate	Market	Total
Boulevard Court (Budget Inn)	Stockton Boulevard	74	0	0	1	0	75
Shiloh Apartments	Stockton Boulevard	0	22	83	1	0	106
Del Paso Nuevo (Phase IV & V)	Del Paso Heights	0	0	40	40	0	80
Broadway/MLK	Oak	0	55	0	1	0	56
Forrest Palms	North Sacramento	14	25	0	1	0	40
Hotel Berry	Downtown	0	18	73	0	0	91
The Maydestone	Downtown	0	0	16	16	0	32
7th and H	Downtown	75	75	0	0	0	150
La Valentina	Alkali Flat	24	40	16	1	0	81
Norwood Avenue	Del Paso Heights	0	19	9	0	0	28
Norwood Estates	Del Paso Heights	0	12	31	1	0	44
T-9	River District	0	90	89	0	0	179
Palmer House	Outside Project Area	0	18	0	0	0	18
Morrison Creek Estates	Outside Project Area	0	19	0	0	0	19
<b>TOTAL FUTURE ACTIVITIES INSIDE AND OUTSIDE RDA</b>		<b>218</b>	<b>469</b>	<b>447</b>	<b>94</b>	<b>0</b>	<b>1,228</b>

**REDEVELOPMENT AGENCY OF THE CITY OF SACRAMENTO**




**INVESTING IN COMMUNITIES**

**ANNUAL REPORT OF FINANCIAL  
TRANSACTIONS OF COMMUNITY REDEVELOPMENT AGENCIES**

**December 31, 2010**

**REDEVELOPMENT AGENCY OF THE CITY OF SACRAMENTO**  
**ANNUAL REPORT OF FINANCIAL**  
**TRANSACTIONS OF COMMUNITY REDEVELOPMENT AGENCIES**




**INVESTING IN COMMUNITIES**

**City Consolidated Summary:**

**All City Project Areas**

REDEVELOPMENT AGENCY OF THE CITY OF SACRAMENTO




INVESTING IN COMMUNITIES

**Blight Progress Report:**

**All City Project Areas**

REDEVELOPMENT AGENCY OF THE CITY OF SACRAMENTO



INVESTING IN COMMUNITIES

**Defaulted Loans Report:**

**All City Project Areas**

**REDEVELOPMENT AGENCY OF THE CITY OF SACRAMENTO**




**INVESTING IN COMMUNITIES**

**Redevelopment Agency Property List:**

**All City Project Areas**

REDEVELOPMENT AGENCY OF THE CITY OF SACRAMENTO



INVESTING IN COMMUNITIES

**Housing & Community Development Annual Report**

REDEVELOPMENT AGENCY OF THE CITY OF SACRAMENTO



INVESTING IN COMMUNITIES

**Comprehensive Annual Financial Report (CAFR)**